

# Manpower Analysis by Incident

## Key Largo Fire Department

Date Range: From 08/01/2018 to 08/31/2018  
 Fixed Property:  
 Company: All Companies

Incident Type	Incident Count	Number Attended	Average Attended	Total Length (hrs)	Average Length (hrs)	Average Man Hours	Total Man Hours
100-Fire, other	1	7	7.00	0.82	0.82	5.74	5.74
131-Passenger vehicle fire	1	9	9.00	1.53	1.53	13.77	13.77
132-Road freight or transport vehicle fire	1	9	9.00	0.83	0.83	7.47	7.47
300-Rescue, EMS incident, other	4	11	2.75	25.54	6.39	13.18	52.71
311-Medical assist, assist EMS crew	18	58	3.22	7.35	0.41	1.29	23.27
320-Emergency medical service incident, other	8	28	3.50	4.28	0.53	1.69	13.56
321-EMS call, excluding vehicle accident with injury	6	18	3.00	2.66	0.44	1.45	8.71
322-Motor vehicle accident with injuries	16	77	4.81	10.34	0.65	2.97	47.50
324-Motor vehicle accident with no injuries.	1	3	3.00	0.25	0.25	0.75	0.75
400-Hazardous condition, other	1	4	4.00	0.62	0.62	2.48	2.48
412-Gas leak (natural gas or LPG)	1	8	8.00	0.33	0.33	2.64	2.64
550+Public service assistance, other	3	10	3.33	0.88	0.29	0.95	2.86
551-Assist police or other governmental agency	1	0	0.00	0.36	0.36	0.00	0.00
553+Public service	1	3	3.00	0.58	0.58	1.74	1.74
571-Cover assignment, standby, moveup	2	8	4.00	0.87	0.43	1.74	3.48
611-Dispatched & canceled en route	4	14	3.50	0.43	0.11	0.37	1.47
622-No incident found on arrival at dispatch address	1	3	3.00	0.50	0.50	1.50	1.50
700-False alarm or false call, other	3	10	3.33	0.48	0.16	0.73	2.18
743-Smoke detector activation, no fire - unintentional	1	6	6.00	0.33	0.33	1.98	1.98
745-Alarm system activation, no fire - unintentional	5	16	3.20	1.58	0.32	1.00	5.01
900-Special type of incident, other	2	11	5.50	1.33	0.67	3.67	7.33
Blank. Incident Type not Entered	0	0	0.00	0.00	0.00	0.00	0.00
Total and Averages for all Incident Types	81	313	3.86	61.89	0.76	206.15	206.15

# NFPA Analysis Report

Key Largo Fire Department

Date Range: From 08/01/2018 to 08/24/2018

Fixed Property:

FIRE IN STRUCTURES BY FIXED PROPERTY USE (OCCUPANCY)  (All in Section A Incident Type 110-129)	Number of Fires	Number of Civilian Fire Casualties. If none, write 0.		Estimated Property Damage from Fire. If no loss, write 0.
		Deaths	Injuries	
1. Private Dwellings (1 or 2 family), Including mobile homes (FPU 400-419)	0	0	0	\$0
2. Apartments (3 or more families) FPU 429 or FPU 439)	0	0	0	\$0
3. Hotels and Motels (FPU 449)	0	0	0	\$0
4. All other residential (dormitories, boarding houses, tents, etc.) (FPU 459-499)	0	0	0	\$0
<b>5. TOTAL OTHER RESIDENTIAL FIRES (SHOULD BE SUM OF LINES 1 THROUGH 4)</b>	<b>0</b>	<b>0</b>	<b>0</b>	<b>\$0</b>
6. Public Assembly (church, restaurant, clubs, etc.) (FPU 100-199)	0	0	0	\$0
7. Schools and Colleges (FPU 200-299)	0	0	0	\$0
8. Health Care and Penal Institutions (hospitals, nursing homes, prisons, etc.) (FPU 300-399)	0	0	0	\$0
9. Stores and Offices (FPU 500-599)	0	0	0	\$0
10. Industry, Utility, Defense, Laboratories, Manufacturing (FPU 600-799)	0	0	0	\$0
11. Storage in Structures (barns, vehicle storage garages, general storage, etc.) (FPU 800-899)	0	0	0	\$0
12. Other Structures** (outbuildings, bridges, etc.) (FPU 900-999)	0	0	0	\$0
<b>13. TOTALS FOR STRUCTURE FIRES (SHOULD BE SUM OF LINES 5 THROUGH 12)</b>	<b>0</b>	<b>0</b>	<b>0</b>	<b>\$0</b>

B. OTHER FIRE AND INCIDENTS				
14a. Fires in Highway Vehicles (autos, trucks, buses, etc.) (IT 131-132, 136-137)	1	0	0	\$0
14b. Fires in Other Vehicles (planes, trains, ships, construction or farm vehicles, etc.) (IT 130, 133-135, 138)	0	0	0	\$0
15. Fires outside of Structures with Value Involved, but Not Vehicles (outside storage, crops, timber, etc. (IT 140, 141, 161, 162, 164, 170-173)	0	0	0	\$0
16. Fires in Brush, Grass, Wildland (excluding crops and timber) with no value involved. (IT 142-143)	0	0	0	
17. Fires in Rubbish, Including Dumpsters (outside of structures), with no value involved. (IT 150-155)	0	0	0	
18. All Other Fires. (IT 100, 160, 163)	1	0	0	\$0
<b>19. TOTAL FOR FIRES (SHOULD BE SUM OF LINES 13 THROUGH 18)</b>	<b>2</b>	<b>0</b>	<b>0</b>	<b>\$0</b>
20. Rescue, Emergency Medical Responses (ambulance, EMS, rescue) (IT 300-381)	35			
21. False Alarm Responses (malicious or unintentional false calls, system malfunctions, bomb scares) (IT 700-746)	9			
22. Mutual Aid or Assistance Responses Given	13			
23a. Hazardous Materials Responses (spills, leaks, etc.) (IT 410-431)	1			
23b. Other Hazardous Conditions (arcing wires, bomb removal, power line down, etc.) (IT 440-482, 400)	1			
24. All Other Responses (smoke scares, lock-outs, animal rescues, etc.) (IT 200-251, 500-699, 800-911)	2			
<b>25. TOTAL FOR ALL INCIDENTS (SHOULD BE SUM OF LINES 19 THROUGH 24)</b>	<b>63</b>			

Based on what is reported in lines 5 and 13 for number of fire above, please report separately:

*Confined fires (e.g., cooking fires confined to cooking vessel, or chimney fire that did not spread beyond chimney, or confined trash fires) IT 113 - 118), and Nonconfined fires (IT 110 - 112, 120 - 123).*

	Number of Confined Fires	Number of Nonconfined Fires
5. Residential Fires (line 5 above)	0	0
13. Structure Fires (line 13 above)	0	0

BREAKDOWN OF FALSE ALARM RESPONSES	
1. Malicious, Mischievous False Call (IT 710-715)	0
2. System Malfunction (IT 700-739)	0
3. Unintentional (tripping on interior device accidentally etc.) (IT 740-749)	6
4. Other False Alarms (bomb scares, etc.) (IT 721, 700)	3

# Incident Run Log

## Key Largo Fire Department

Date Range: From 08/01/2018 to 08/31/2018

Fixed Property:

Company: All Companies

Sorted by: Not selected

Date	FDID	Incident#	Alarm	###	Address	Suite	Type	Lgth
08/01/2018	38032	2018-000502	12:16	95	OVERSEAS HWY		Motor vehicle accident with injuries	0.1
08/01/2018	38032	2018-000503	19:50	1	SEXTON WAY		Medical assist, assist EMS crew	0.4
08/02/2018	38032	2018-000504	17:43	1077	OVERSEAS HWY		EMS call, excluding vehicle accident with injury	0.5
08/03/2018	38032	2018-000505	17:40	110	OVERSEAS HWY		Motor vehicle accident with injuries	0.6
08/04/2018	38032	2018-000506	07:31	107	OVERSEAS HWY		Motor vehicle accident with injuries	0.5
08/04/2018	38032	2018-000507	14:14	103	OVERSEAS HWY		Motor vehicle accident with injuries	0.3
08/05/2018	38032	2018-000508	13:16	107	OVERSEAS HWY		Motor vehicle accident with injuries	0.5
08/05/2018	38032	2018-000509	13:54	225	ANNIE BONNIE DRIVE		EMS call, excluding vehicle accident with injury	0.3
08/05/2018	38032	2018-000510	22:19	4	EAGLE DR		Emergency medical service incident, other	1.2
08/09/2018	38032	2018-000511	20:21	9871	OVERSEAS HWY		Rescue, EMS incident, other	0.7
08/09/2018	38032	2018-000512	20:23	99	OVERSEAS HWY		Motor vehicle accident with injuries	1.8
08/10/2018	38032	2018-000513	04:07	9975	OVERSEAS HWY		Smoke detector activation, no fire - unintentional	0.3
08/10/2018	38032	2018-000514	04:58	4	BLACKWATER LN		EMS call, excluding vehicle accident with injury	0.4
08/10/2018	38032	2018-000515	12:33	9750	OVERSEAS HIGHWAY		Alarm system activation, no fire - unintentional	0.1
08/10/2018	38032	2018-000520	22:29	1021	OVERSEAS HIGHWAY		Alarm system activation, no fire - unintentional	0.8
08/11/2018	38032	2018-000516	10:07	9750	OVERSEA HIGHWAY		Alarm system activation, no fire - unintentional	0.1
08/11/2018	38032	2018-000517	10:42	1026	OVERSEAS HWY		Medical assist, assist EMS crew	0.6
08/11/2018	38032	2018-000518	14:48	183	BAHAMA AVE		Medical assist, assist EMS crew	0.4
08/11/2018	38032	2018-000519	18:29	13	SNIPE ROAD		Medical assist, assist EMS crew	0.6
08/12/2018	38032	2018-000521	08:47	9950	OVERSEAS HWY		Hazardous condition, other	0.6
08/12/2018	38032	2018-000523	11:29	112	OVERSEAS HWY		Motor vehicle accident with injuries	0.9
08/12/2018	38032	2018-000522	11:53	294	ST.THOMAS AVE		Emergency medical service incident, other	1.0
08/12/2018	38032	2018-000524	16:29	9571	OVERSEAS HWY		Motor vehicle accident with injuries	0.7
08/13/2018	38032	2018-000525	17:58	194	ATLANTIC BLVD		Dispatched & canceled en route	0.0
08/14/2018	38032	2018-000540	00:57	194	ATLANTIC BLVD		Medical assist, assist EMS crew	0.3
08/14/2018	38032	2018-000527	21:23	20	OSPREY ROAD		Rescue, EMS incident, other	0.2
08/15/2018	38032	2018-000526	09:40	1060	Overseas highway		False alarm or false call, other	0.3
08/15/2018	38032	2018-000529	15:14	1016	OVERSEAS HWY	66	EMS call, excluding vehicle accident with injury	0.2
08/15/2018	38032	2018-000528	15:20	8	Grassy road		Emergency medical service incident, other	0.2
08/15/2018	38032	2018-000530	16:19	99	OVERSEAS HWY		Motor vehicle accident with injuries	0.2
08/15/2018	38032	2018-000531	18:06	130	GUMBO LIMBO DR		Dispatched & canceled en route	0.1
08/15/2018	38032	2018-000532	18:39	35	SNAPPER AVE		Medical assist, assist EMS crew	0.2
08/15/2018	38032	2018-000533	18:52	1025	OVERSEAS HWY		Alarm system activation, no fire - unintentional	0.3
08/15/2018	38032	2018-000534	20:00	1016	OVERSEAS HWY	66	Dispatched & canceled en route	0.1
08/15/2018	38032	2018-000535	20:40	823	LARGO ROAD		Rescue, EMS incident, other	0.0
08/16/2018	38032	2018-000536	12:00	1024	OVERSEAS HIGHWAY		Alarm system activation, no fire - unintentional	0.3
08/17/2018	38032	2018-000537	16:52	220	REEF DR		Motor vehicle accident with no injuries.	0.3
08/17/2018	38032	2018-000538	18:10	109	OVERSEAS HWY		Motor vehicle accident with injuries	0.6
08/17/2018	38032	2018-000539	21:10	4	Hibiscus lane		Rescue, EMS incident, other	24.4
08/18/2018	38032	2018-000544	10:29	1065	OVERSEAS HWY		Emergency medical service incident, other	0.4
08/18/2018	38032	2018-000541	11:50	9969	OVERSEAS HWY		Gas leak (natural gas or LPG)	0.3
08/18/2018	38032	2018-000545	13:20	1045	OVERSEAS HWY		Emergency medical service incident, other	0.6
08/18/2018	38032	2018-000546	14:50	110	OVERSEAS HWY		Motor vehicle accident with injuries	0.8
08/18/2018	38032	2018-000542	17:34	1026	OVERSEAS HWY		Cover assignment, standby, moveup	0.6
08/18/2018	38032	2018-000547	17:56	107	OVERSEAS HWY		Motor vehicle accident with injuries	0.9
08/18/2018	38032	2018-000549	19:52	46	HARRY DAVIS CIRCLE		Emergency medical service incident, other	0.3
08/18/2018	38032	2018-000543	22:04	97M	OVERSEAS HWY		Motor vehicle accident with injuries	0.3
08/19/2018	38032	2018-000548	08:45	101	MARINA AVENUE		Medical assist, assist EMS crew	0.5
08/19/2018	38032	2018-000550	16:43	1040	OVERSEAS HWY		Emergency medical service incident, other	0.4
08/20/2018	38032	2018-000551	19:00	20	CINDY PLACE		False alarm or false call, other	0.0
08/21/2018	38032	2018-000552	13:09	101	OVERSEAS HWY		Motor vehicle accident with injuries	1.0
08/21/2018	38032	2018-000553	14:20	1024	OVERSEAS HWY		False alarm or false call, other	0.1
08/21/2018	38032	2018-000555	16:51	187	GRASSY RD.-106.0-B/S-LAKE SURP		EMS call, excluding vehicle accident with injury	0.9
08/21/2018	38032	2018-000554	17:05	1048	OVERSEAS HWY		Special type of incident, other	0.7
08/22/2018	38032	2018-000556	18:58	711	LARGO ROAD		Passenger vehicle fire	1.3
08/23/2018	38032	2018-000558	11:47	632	CABRERA ST		Emergency medical service incident, other	0.2
08/23/2018	38032	2018-000559	16:33	1045	OVERSEAS HWY	D	Fire, other	0.8
08/23/2018	38032	2018-000560	21:40	194	ATLANTIC BLVD		Medical assist, assist EMS crew	0.3
08/24/2018	38032	2018-000563	12:37	1048	OVERSEAS HWY		Medical assist, assist EMS crew	0.6

Date	FDID	Incident#	Alarm	###	Address	Suite	Type	Lgth
08/24/2018	38032	2018-000564	15:53	401	BAHIA HONDA RD		Medical assist, assist EMS crew	0.3
08/24/2018	38032	2018-000565	16:14	1038	OVERSEAS HWY	309	Medical assist, assist EMS crew	0.6
08/24/2018	38032	2018-000562	16:37	66	AVENUE C		Medical assist, assist EMS crew	0.3
08/24/2018	38032	2018-000566	21:09	1024	OVERSEAS HWY		Cover assignment, standby, moveup	0.3
08/25/2018	38032	2018-000567	19:20	9871	OVERSEAS HWY		Special type of incident, other	0.7
08/26/2018	38032	2018-000568	12:56	9	OAKWOOD AVE		Medical assist, assist EMS crew	0.4
08/26/2018	38032	2018-000569	17:00	112	OVERSEAS HWY		No incident found on arrival at dispatch address	0.5
08/26/2018	38032	2018-000570	19:37	108	OVERSEAS HAY		Road freight or transport vehicle fire	0.8
08/26/2018	38032	2018-000571	22:02	1	EAST DR		Medical assist, assist EMS crew	0.5
08/26/2018	38032	2018-000572	23:16	1017	OVERSEAS HWY		Motor vehicle accident with injuries	0.4
08/27/2018	38032	2018-000573	08:45	101	TARPON BASIN DRIVE		Dispatched & canceled en route	0.1
08/27/2018	38032	2018-000574	12:55	1026	OVERSEAS HWY		Medical assist, assist EMS crew	0.3
08/27/2018	38032	2018-000575	15:40	1055	OVERSEAS HEY		Medical assist, assist EMS crew	0.4
08/27/2018	38032	2018-000576	16:30	1048	OVERSEAS HWY		Public service	0.6
08/27/2018	38032	2018-000577	19:57	266	LEE AVE		Medical assist, assist EMS crew	0.3
08/28/2018	38032	2018-000579	14:02	748	CABRERRA STREET		Public service assistance, other	0.2
08/28/2018	38032	2018-000578	21:05	1060	OVERSEAS HIGHWAY		Motor vehicle accident with injuries	0.6
08/29/2018	38032	2018-000580	15:04	9871	OVERSEAS HWY		Assist police or other governmental agency	0.4
08/30/2018	38032	2018-000581	07:39	39	PIGEON DR.-105.8-B/S-SEXTON CO		Public service assistance, other	0.4
08/30/2018	38032	2018-000584	10:15	194	ATLANTIC BLVD		EMS call, excluding vehicle accident with injury	0.3
08/30/2018	38032	2018-000582	17:05	1036	OVERSEAS		Medical assist, assist EMS crew	0.4
08/31/2018	38032	2018-000583	06:20	1040	OVERSEAS HWY		Public service assistance, other	0.2








Total Number of Incidents: 81

Total Length of Incidents: 61.5 Hours

# Alarms by Day of Week

Key Largo Fire Department

Date Range: From 08/01/2018 to 08/31/2018  
Fixed Property:

Day of Week		Totals
Sunday		14
Monday		7
Tuesday		8
Wednesday		13
Thursday		10
Friday		14
Saturday		15

No Date 0  
Total Alarms 81