

Manpower Analysis by Incident

Key Largo Fire Department

Date Range: From 07/01/2018 to 07/31/2018

Fixed Property:

Company: All Companies

Incident Type	Incident Count	Number Attended	Average Attended	Total Length (hrs)	Average Length (hrs)	Average Man Hours	Total Man Hours
100-Fire, other	1	4	4.00	0.33	0.33	1.32	1.32
111-Building fire	1	5	5.00	1.05	1.05	5.25	5.25
131-Passenger vehicle fire	2	9	4.50	1.19	0.59	2.67	5.33
142-Brush or brush-and-grass mixture fire	1	4	4.00	0.37	0.37	1.48	1.48
300-Rescue, EMS incident, other	6	23	3.83	3.60	0.60	2.01	12.08
311-Medical assist, assist EMS crew	10	32	3.20	4.96	0.50	1.49	14.94
320-Emergency medical service incident, other	14	51	3.64	4.42	0.32	1.20	16.79
321-EMS call, excluding vehicle accident with injury	11	37	3.36	29.09	2.64	12.46	137.05
322-Motor vehicle accident with injuries	9	48	5.33	5.04	0.56	2.97	26.70
323-Motor vehicle/pedestrian accident (MV Ped)	1	3	3.00	0.15	0.15	0.45	0.45
324-Motor vehicle accident with no injuries.	1	4	4.00	0.32	0.32	1.28	1.28
331-Lock-in (if lock out , use 511)	1	2	2.00	0.08	0.08	0.16	0.16
353-Removal of victim(s) from stalled elevator	1	3	3.00	0.23	0.23	0.69	0.69
422-Chemical spill or leak	1	8	8.00	2.87	2.87	22.96	22.96
444-Power line down	1	3	3.00	0.58	0.58	1.74	1.74
445-Arcing, shorted electrical equipment	1	8	8.00	0.80	0.80	6.40	6.40
511-Lock-out	1	3	3.00	0.18	0.18	0.54	0.54
522-Water or steam leak	1	4	4.00	0.85	0.85	3.40	3.40
550-Public service assistance, other	3	11	3.67	1.62	0.54	2.02	6.06
551-Assist police or other governmental agency	2	4	2.00	0.77	0.39	1.54	1.54
553-Public service	1	2	2.00	0.45	0.45	0.90	0.90
571-Cover assignment, standby, moveup	1	3	3.00	0.60	0.60	1.80	1.80
611-Dispatched & canceled en route	1	3	3.00	0.08	0.08	0.24	0.24
700-False alarm or false call, other	5	19	3.80	1.30	0.26	1.03	5.14
745-Alarm system activation, no fire - unintentional	2	12	6.00	0.55	0.28	1.55	3.10
900-Special type of incident, other	2	7	3.50	1.87	0.94	3.30	6.61
Blank. Incident Type not Entered	0	0	0.00	0.00	0.00	0.00	0.00
Total and Averages for all Incident Types	81	312	3.85	63.35	0.78	283.95	283.95

NFPA Analysis Report

Key Largo Fire Department

Date Range: From 07/01/2018 to 07/31/2018

Fixed Property:

FIRE IN STRUCTURES BY FIXED PROPERTY USE (OCCUPANCY) (All in Section A Incident Type 110-129)	Number of Fires	Number of Civilian Fire Casualties. If none, write 0.		Estimated Property Damage from Fire. If no loss, write 0.
		Deaths	Injuries	
1. Private Dwellings (1 or 2 family), Including mobile homes (FPU 400-419)	1	0	0	\$0
2. Apartments (3 or more families) FPU 429 or FPU 439)	0	0	0	\$0
3. Hotels and Motels (FPU 449)	0	0	0	\$0
4. All other residential (dormitories, boarding houses, tents, etc.) (FPU 459-499)	0	0	0	\$0
5. TOTAL OTHER RESIDENTIAL FIRES (SHOULD BE SUM OF LINES 1 THROUGH 4)	1	0	0	\$0
6. Public Assembly (church, restaurant, clubs, etc.) (FPU 100-199)	0	0	0	\$0
7. Schools and Colleges (FPU 200-299)	0	0	0	\$0
8. Health Care and Penal Institutions (hospitals, nursing homes, prisons, etc.) (FPU 300-399)	0	0	0	\$0
9. Stores and Offices (FPU 500-599)	0	0	0	\$0
10. Industry, Utility, Defense, Laboratories, Manufacturing (FPU 600-799)	0	0	0	\$0
11. Storage in Structures (barns, vehicle storage garages, general storage, etc.) (FPU 800-899)	0	0	0	\$0
12. Other Structures** (outbuildings, bridges, etc.) (FPU 900-999)	0	0	0	\$0
13. TOTALS FOR STRUCTURE FIRES (SHOULD BE SUM OF LINES 5 THROUGH 12)	1	0	0	\$0
B. OTHER FIRE AND INCIDENTS				
14a. Fires in Highway Vehicles (autos, trucks, buses, etc.) (IT 131-132, 136-137)	2	0	0	\$0
14b. Fires in Other Vehicles (planes, trains, ships, construction or farm vehicles, etc.) (IT 130, 133-135, 138)	0	0	0	\$0
15. Fires outside of Structures with Value Involved, but Not Vehicles (outside storage, crops, timber, etc. (IT 140, 141, 161, 162, 164, 170-173)	0	0	0	\$0
16. Fires in Brush, Grass, Wildland (excluding crops and timber) with no value involved. (IT 142-143)	1	0	0	
17. Fires in Rubbish, Including Dumpsters (outside of structures), with no value involved. (IT 150-155)	0	0	0	
18. All Other Fires. (IT 100, 160, 163)	1	0	0	\$0
19. TOTAL FOR FIRES (SHOULD BE SUM OF LINES 13 THROUGH 18)	5	0	0	\$0
20. Rescue, Emergency Medical Responses (ambulance, EMS, rescue) (IT 300-381)	47			
21. False Alarm Responses (malicious or unintentional false calls, system malfunctions, bomb scares) (IT 700-746)	7			
22. Mutual Aid or Assistance Responses Given	10			
23a. Hazardous Materials Responses (spills, leaks, etc.) (IT 410-431)	1			
23b. Other Hazardous Conditions (arcing wires, bomb removal, power line down, etc.) (IT 440-482, 400)	2			
24. All Other Responses (smoke scares, lock-outs, animal rescues, etc.) (IT 200-251, 500-699, 800-911)	9			
25. TOTAL FOR ALL INCIDENTS (SHOULD BE SUM OF LINES 19 THROUGH 24)	81			
Based on what is reported in lines 5 and 13 for number of fire above, please report separately: <i>Confined fires (e.g., cooking fires confined to cooking vessel, or chimney fire that did not spread beyond chimney, or confined trash fires) IIT 113 - 118), and Nonconfined fires (IT 110 - 112, 120 - 123).</i>				
	Number of Confined Fires	Number of Nonconfined Fires		
5. Residential Fires (line 5 above)	0	1		
13. Structure Fires (line 13 above)	0	1		
BREAKDOWN OF FALSE ALARM RESPONSES				
1. Malicious, Mischievous False Call (IT 710-715)	0			
2. System Malfunction (IT 700-739)	0			
3. Unintentional (tripping on interior device accidentally etc.) (IT 740-749)	2			
4. Other False Alarms (bomb scares, etc.) (IT 721, 700)	5			

Incident Run Log

Key Largo Fire Department

Date Range: From 07/01/2018 to 07/31/2018

Fixed Property:

Company: All Companies

Sorted by: Not selected

Date	FDID	Incident#	Alarm	###	Address	Suite	Type	Lgth
07/01/2018	38032	2018-000419	08:42	9745	OVERSEAS HWY		False alarm or false call, other	0.3
07/01/2018	38032	2018-000422	11:50	1090	Overseas		Dispatched & canceled en route	0.0
07/01/2018	38032	2018-000423	15:20	1039	OVERSEAS		Emergency medical service incident, other	0.0
07/02/2018	38032	2018-000424	12:15	97.5	OVERSEAS HWY		Motor vehicle accident with no injuries.	0.3
07/03/2018	38032	2018-000425	08:24	999	Bunting lane		False alarm or false call, other	0.0
07/04/2018	38032	2018-000427	12:16	1	HARRY DAVIS CIRCLE		Medical assist, assist EMS crew	1.5
07/04/2018	38032	2018-000426	12:25	9860	OVERSEAS HWY		Rescue, EMS incident, other	1.1
07/04/2018	38032	2018-000428	22:05	1041	OVERSEAS HWY		Lock-in (if lock out , use 511)	0.1
07/04/2018	38032	2018-000429	22:20	1044	OVERSEAS HWY		EMS call, excluding vehicle accident with injury	0.5
07/04/2018	38032	2018-000430	22:52	1017	OVERSEAS HAY		Motor vehicle accident with injuries	0.7
07/05/2018	38032	2018-000431	13:28	1	EAST DRIVE		Medical assist, assist EMS crew	0.1
07/06/2018	38032	2018-000432	04:44	46	BAHAMA AVE		Arcing, shorted electrical equipment	1.1
07/06/2018	38032	2018-000433	18:56	99.5	OVERSEAS HWY		Motor vehicle accident with injuries	0.6
07/07/2018	38032	2018-000434	04:45	4	N BLACKWATER LN		Medical assist, assist EMS crew	0.3
07/07/2018	38032	2018-000435	09:13	1047	OVERSEAS HWY		Emergency medical service incident, other	0.4
07/07/2018	38032	2018-000436	11:25	1014	OVERSEAS HWY		Emergency medical service incident, other	0.4
07/07/2018	38032	2018-000439	14:07	220	REEF DRIVE		Emergency medical service incident, other	0.4
07/07/2018	38032	2018-000437	14:15	1	EAST DRIVE		Emergency medical service incident, other	0.0
07/07/2018	38032	2018-000438	14:55	1026	OVERSEAS HWY		Emergency medical service incident, other	0.8
07/07/2018	38032	2018-000440	17:21	107	OVERSEAS HWY		Motor vehicle accident with injuries	0.8
07/07/2018	38032	2018-000441	19:40	1039	OVERSEAS HWY		Medical assist, assist EMS crew	0.4
07/08/2018	38032	2018-000442	00:48	296	BUTTONWOOD SHORES DR		False alarm or false call, other	0.2
07/08/2018	38032	2018-000443	11:04	615	PONCE DE LEON BLVD		Emergency medical service incident, other	0.3
07/10/2018	38032	2018-000445	13:19	1017	OVERSEAS HWY		EMS call, excluding vehicle accident with injury	0.5
07/10/2018	38032	2018-000444	14:54	C6	Cardsound Road		Cover assignment, standby, moveup	0.0
07/10/2018	38032	2018-000446	15:07	23	TINA PLACE		EMS call, excluding vehicle accident with injury	0.3
07/11/2018	38032	2018-000448	08:11	208	SECOND COURT WEST		Lock-out	0.2
07/11/2018	38032	2018-000447	11:46	1016	OVERSEAS HWY	109	Water or steam leak	0.8
07/12/2018	38032	2018-000449	11:31	9871	OVERSEAS HWY		Rescue, EMS incident, other	0.8
07/12/2018	38032	2018-000450	12:45	1060	OVERSEAS HWY		Public service assistance, other	0.4
07/13/2018	38032	2018-000451	03:03	39	PIGEON DR		Medical assist, assist EMS crew	0.4
07/13/2018	38032	2018-000452	18:10	1045	OVERSEAS		Motor vehicle accident with injuries	0.0
07/14/2018	38032	2018-000453	02:19	9871	OVERSEAS HWY		Rescue, EMS incident, other	1.0
07/14/2018	38032	2018-000456	14:15	220	REEF DRIVE		Emergency medical service incident, other	0.0
07/14/2018	38032	2018-000454	14:34	1014	OVERSEAS HWY		Emergency medical service incident, other	0.4
07/14/2018	38032	2018-000455	15:30	3	BLACKWATER LANE N		Emergency medical service incident, other	0.2
07/14/2018	38032	2018-000458	17:20	1030	OVERSEAS HIGHWAY		Rescue, EMS incident, other	0.0
07/14/2018	38032	2018-000457	18:40	758	Largo road		Rescue, EMS incident, other	0.0
07/14/2018	38032	2018-000459	21:45	1	EAST DR		Emergency medical service incident, other	0.3
07/14/2018	38032	2018-000460	22:23	1017	OVERSEAS HWY		Motor vehicle accident with injuries	0.7
07/15/2018	38032	2018-000461	13:40	C7	CARYSFORT CIR.-905 C7.1-O/S		Public service assistance, other	0.4
07/15/2018	38032	2018-000463	17:16	9750	OVERSEAS HIGHWAY		Removal of victim(s) from stalled elevator	0.2
07/16/2018	38032	2018-000462	09:38	96	OVERSEAS HWY		Passenger vehicle fire	0.6
07/16/2018	38032	2018-000467	22:16	C5	CARD SOUND RD		Assist police or other governmental agency	0.7
07/17/2018	38032	2018-000468	02:08	4	N BLACKWATER LN	114	Medical assist, assist EMS crew	0.5
07/17/2018	38032	2018-000464	11:12	1034	OVERSEAS HWY		Medical assist, assist EMS crew	0.3
07/17/2018	38032	2018-000465	11:51	183	BAHAMA AVE		Medical assist, assist EMS crew	0.1
07/17/2018	38032	2018-000466	13:00	99	OVERSEAS HWY		Assist police or other governmental agency	0.1
07/17/2018	38032	2018-000469	22:30	25	NORTH DR		Brush or brush-and-grass mixture fire	0.4
07/19/2018	38032	2018-000473	14:08	9745	OVERSEAS HWY		Alarm system activation, no fire - unintentional	0.3
07/19/2018	38032	2018-000472	16:04	1100	OVERSEAS HIGHWAY		Motor vehicle accident with injuries	0.0
07/19/2018	38032	2018-000470	23:40	251	Ryan ave		Rescue, EMS incident, other	0.0
07/20/2018	38032	2018-000471	08:20	1030	OVERSEAS HIGHWAY		Motor vehicle accident with injuries	0.3
07/20/2018	38032	2018-000474	09:13	9871	OVERSEAS HWY		Special type of incident, other	1.0
07/20/2018	38032	2018-000475	17:42	45	BONEFISH AVE		EMS call, excluding vehicle accident with injury	0.4
07/21/2018	38032	2018-000477	11:25	109	OVERSEAS HWY		Motor vehicle accident with injuries	0.7
07/21/2018	38032	2018-000478	12:47	C1	CARD SOUND RD		Emergency medical service incident, other	0.4
07/21/2018	38032	2018-000476	12:59	128	LA PALOMA ROAD		EMS call, excluding vehicle accident with injury	0.4
07/21/2018	38032	2018-000479	13:27	103	OVERSEAS HWY		Medical assist, assist EMS crew	1.1

Date	FDID	Incident#	Alarm	###	Address	Suite	Type	Lgth
07/21/2018	38032	2018-000480	18:03	9780	OVERSEAS HIGHWAY		EMS call, excluding vehicle accident with injury	0.2
07/21/2018	38032	2018-000481	19:00	97.5	OVERSEAS HIGHWAY		Passenger vehicle fire	0.6
07/22/2018	38032	2018-000482	03:08	23	HARBOR DRIVE		Fire, other	0.3
07/22/2018	38032	2018-000483	03:54	920	ALHAMBRA DRIVE		EMS call, excluding vehicle accident with injury	0.4
07/23/2018	38032	2018-000484	11:23	618	SANTA ANITA LN		Emergency medical service incident, other	0.1
07/23/2018	38032	2018-000489	11:30	102	OVERSEAS HWY		Motor vehicle accident with injuries	0.1
07/23/2018	38032	2018-000485	11:39	265	LEE AVE		Building fire	1.1
07/23/2018	38032	2018-000486	13:04	97M	OVERSEAS HWY		Emergency medical service incident, other	0.2
07/23/2018	38032	2018-000487	13:09	95M	OVERSEAS HWY		Motor vehicle/pedestrian accident (MV Ped)	0.1
07/23/2018	38032	2018-000488	13:18	9865	OVERSEAS HWY		Special type of incident, other	0.9
07/24/2018	38032	2018-000490	09:46	172	VALOIS BLVD		False alarm or false call, other	0.2
07/24/2018	38032	2018-000491	11:07	156	VALOIS BLVD		EMS call, excluding vehicle accident with injury	0.8
07/25/2018	38032	2018-000492	11:33	9899	OVERSEAS HWY		EMS call, excluding vehicle accident with injury	0.2
07/25/2018	38032	2018-000493	16:51	147	MARINA AVE		Medical assist, assist EMS crew	0.2
07/26/2018	38032	2018-000494	08:31	111	OVERSEAS HWY		EMS call, excluding vehicle accident with injury	0.8
07/26/2018	38032	2018-000495	10:54	1003	OVERSEAS HWY		Chemical spill or leak	2.9
07/26/2018	38032	2018-000496	16:15	109	OVERSEAS HWY		EMS call, excluding vehicle accident with injury	0.7
07/27/2018	38032	2018-000497	09:10	1003	OVERSEAS HIGHWAY		Public service assistance, other	0.8
07/28/2018	38032	2018-000499	16:25	9541	OVERSEAS HIGHWAY		Power line down	0.6
07/28/2018	38032	2018-000498	21:22	430	LAGUNA AVE		False alarm or false call, other	0.5
07/29/2018	38032	2018-000500	07:51	1003	OVERSEAS HIGHWAY		Public service	0.5
07/29/2018	38032	2018-000501	09:30	102	OCEAN BAY DRIVE		Alarm system activation, no fire - unintentional	0.3

Total Number of Incidents: 81








Total Length of Incidents: 36.5 Hours

Alarms by Day of Week

Key Largo Fire Department

Date Range: From 07/01/2018 to 07/31/2018

Fixed Property:

Day of Week		Totals
Sunday		11
Monday		9
Tuesday		11
Wednesday		9
Thursday		9
Friday		8
Saturday		24

No Date 0

Total Alarms 81