



KEY LARGO FIRE RESCUE & EMERGENCY MEDICAL SERVICES DISTRICT

Seat 1: Tony Allen; Seat 2: Frank Conklin; Seat 3: Kenny Edge; Seat 4: George Mirabella; Seat 5: Danny Powers

DISTRICT MEETING AGENDA

February 8, 2021

Pursuant to Monroe County Emergency Directive 20-06 and Center for Disease Control ("CDC") social distancing guidelines established to contain the spread of the COVID-19 virus, this meeting will be accessible virtually via Zoom Meetings. Members of the public who wish to comment on matters before the District Board may do so by either: Sending an email to the clerk@klfremms.org or Calling (301) 715-8592, and upon receiving voice prompt, dialing Meeting ID: 602 743 6243 and Password: 33037 *Members of the public who participate in the meeting through this option must mute themselves until called upon to speak.*
Website: <https://us02web.zoom.us/j/6027436243?pwd=Ylp2b3JYckhlQVpwVkhFIMmVKbE1uZz09>

1. AGENDA

1a. Call to Order

1b. Roll Call

2. APPROVAL OF AGENDA & MINUTES

2a. Approval of February 8, 2021 District Meeting Agenda

2b. Approval of January 25, 2021 District Meeting Minutes

3. PUBLIC COMMENT

4. CHAIRMAN REPORT

5. SECRETARY REPORT

6. OLD BUSINESS

6a. Fire Hydrant Report (Edge)

7. NEW BUSINESS

7a. MOTION/APPROVAL: Sale of Dive Truck to Monroe County Sheriff's Office for \$30K (Allen)

7b. MOTION/APPROVAL: KLFD Quotes for Maximo Rad-57 (Johnson)

7c. DISCUSSION: 2nd Story Contract (Jones)

7d. MOTION/APPROVAL: Adding Third Ambulance for Local Calls at Station 25 (Allen)

7d.1 EMS Grant Application – Letter of Notification

7e. MOTION/APPROVAL: Purchase of Air Truck \$176,748.00 (Jones)

7f. DISCUSSION: Street Lighting (Edge)



KEY LARGO FIRE RESCUE & EMERGENCY MEDICAL SERVICES DISTRICT

Seat 1: Tony Allen; Seat 2: Frank Conklin; Seat 3: Kenny Edge; Seat 4: George Mirabella; Seat 5: Danny Powers

DISTRICT MEETING AGENDA

(Continued)

February 8, 2021

8. FINANCE REPORT

8a. KLVAC Five-Year Capital Budget

9. LEGAL REPORT

10. AMBULANCE CORPS REPORT

10a. KLVAC Call 201231

10b. KLVAC 2020 Total Call Volume

11. FIRE DEPARTMENT REPORT

12. COMMISSIONER ITEMS

13. NEXT MEETING

13a. KLFR&EMS February 22, 2021 or March 8, 2021

14. ADJOURN

NEXT MEETINGS

February 22, 2021 District Meeting (if required)

March 8, 2021 District Meeting (if required)

March 22, 2021 District Meeting

DOCUMENTS

AI 02a. District Meeting Agenda

AI 02b. Minutes District Meeting January 25, 2021

AI 07b. Quotes for Maximo Rad-57

AI 07b. 2020 Medical Call Report (Stations 24 and 25)

AI 07c. Contract 2nd Story Drawings

AI 07d. EMS Grant Letter of Notification

AI 07e. Air Truck Purchase Rosenbauer \$176,748.00

AI 07e. Key Largo Price Comparison

AI 08a. KLVAC Five-Year Capital Budget

AI 10a. KLVAC Call Log 201231

AI 10b. KLVAC 2020 Total Call Volume

Persons who wish to be heard shall send submit a
Speaker Request Form to the Chairman or request to speak via Zoom.



DISTRICT MEETING MINUTES

January 25, 2021 DRAFT

1. AGENDA

1a. Call to Order

After some technical difficulties, Chairman Allen called the combination (in-person meeting and Zoom video conference) District Meeting to order 6:15 pm.

Pledge of Allegiance

Gaelan Jones led the Pledge of Allegiance.

1c. Roll Call

Vicky Fay called the roll. The following Commissioners were present: Tony Allen, Frank Conklin, Kenny Edge, George Mirabella, and Danny Powers. There was a quorum.

Also present were Don Bock, Vicky Fay (Zoom), David Garrido, Gaelan Jones, Esq. Jennifer Johnson. Jason Mumper and Scott Robinson.

2. APPROVAL OF AGENDA & MINUTES

2a Approval of January 25, 2021 District Meeting Agenda

MOTION: Commissioner Danny Powers made a motion **to approve the January 25, 2021 District Meeting Agenda**. The motion was seconded by Commissioner Mirabella, and the Board unanimously passed the motion.

2b Approval of December 14, 2020 District Meeting Minutes

MOTION: Commissioner Mirabella made a motion **to approve the December 14, 2020 District Meeting Minutes**, which was seconded by Commissioner Edge and the Board unanimously passed the motion.

3. PUBLIC COMMENT

Sue Heim addressed the Board at 7b.

4. CHAIRMAN REPORT

Chairman Allen did not have any items to report to the Board.

5. SECRETARY REPORT

There were no items presented to the Board by Commissioner Edge.



KEY LARGO FIRE RESCUE & EMERGENCY MEDICAL SERVICES DISTRICT

Seat 1: Tony Allen; Seat 2: Frank Conklin; Seat 3: Kenny Edge; Seat 4: George Mirabella; Seat 5: Danny Powers

6. **OLD BUSINESS**

6a. Fire Hydrant Report

Commissioner Edge reported J.A. LaRocco expects to begin installation next week, and Captain Garrido is working on Phase 10 Fire Hydrant Lists.

7. **NEW BUSINESS**

7a. MOTION/APPROVA: Offer the Dive Rescue Vehicle for Sale to the Sheriff's Office

The District Board discussed and agreed to offer the Dive Rescue Vehicle to the Sheriff's Office. Gaelan Jones will contact the Sheriff's Office Legal Department to solicit an offer for the dive truck, potentially to include an agreement for shared use of the vehicle.

7b. MOTION/APPROVAL: KLFD Quotes for Maximo-57

This item was discussed, and the Board requested it be tabled for additional information.

8. **FINANCE REPORT**

8a. District Financial Report (1st Quarter FU 20-21)

Jennifer Johnson presented the 1st Quarter District Financial Report. The District has received \$3,007,258 (75.64%) of the FY 20-21 Revenues. The District Board expenses were \$134,788.35 or 38.67% of budget. The Fire Department expenses were \$581,106.12 or 23.41% of budget, and the Ambulance Corps expenses were \$216,311.13 or 18.81% of budget.

The total District Board expenses were \$932,205.60 or 23.76% of budget. The proposed reserves are \$2,075,053, with a transfer to the Vehicle/Equipment Replacement Fund of \$56,250.00. with a net excess of revenues of \$2,018,803.02.

8b. KLFD Five-Year Capital Budget

The Five-Year Fire Department Capital Budget was presented by Jennifer Johnson. The Board discussed the need for several revisions, including more detail on staffing and the potential removal of certain capital items. The Commissioners will send an email to Gaelan Jones and Jennifer Johnson with any specific staffing, salary questions or requests for additional information concerning the KLFD Operations and Capital Budget. The Ambulance Corps Five-Year Operations and Capital Budget will be presented at the February 8th District Meeting.

9. **LEGAL REPORT**

Gaelan Jones has been compiling the documents for the Air Truck. The proposed purchase from Sourcewell of \$205,592.45. There have been some revisions to the contract for the 2nd story design drawings, which will be shared with the Board. The design is expected in March or April. A meeting will be setup with Commissioner Forster to discuss Fire Hydrant funding.

10. **AMBULANCE CORPS REPORT**

10a. KLVA Monthly Report 201130

10b. KLVA Call Log 201031

The billing for the Ambulance Corps has been approximately one-half of the normal billing due to Covid-19, people losing their jobs and a reduction in insurance. The Corps is monitoring this closely.



KEY LARGO FIRE RESCUE & EMERGENCY MEDICAL SERVICES DISTRICT

Seat 1: Tony Allen; Seat 2: Frank Conklin; Seat 3: Kenny Edge; Seat 4: George Mirabella; Seat 5: Danny Powers

11. AMBULANCE CORPS REPORT (Continued)

Two EMS positions were filled with volunteers, and the volunteer positions need to be filled. Scott Robinson invited the Commissioners to visit the new Ambulance Corps keylargoems.com website. The

12. AMBULANCE CORPS REPORT (Continued)

Corps department meetings are held via Zoom. Commissioner Mirabella thanked the Corps for reviewing the Emergency Pay Policy at their department meeting. The revised Emergency Pay Policy should be sent Commissioner Mirabella and the Clerk.

11. FIRE DEPARTMENT REPORT

11a. KLFD Performance Report 201231

Captain Garrido has been working on identifying the fire hydrants for Phase 10. Two volunteer firefighters were hired. Captain Garrido thanked Commissioner Allen for the Funeral Home's support in the Saturday and Sunday motor vehicle accidents. The Fire Department is conducting Zoom meetings.

12. COMMISSIONER ITEMS

NEXT MEETING

13a. KLFR&EMS December 21, 2020 District Meeting or January 11 or 25, 2021

14. ADJOURN

Commissioner Mirabella made a Motion to adjourn at 7:42 pm, which was seconded by Commissioner Powers and unanimously approved by the Board.

NEXT MEETINGS

February 8, 2021 Strategic Planning Workshop & District Meeting

February 22, 2021 District Meeting (if required)

March 8, 2021 District Meeting (if required)

March 22, 2021 District Meeting

DOCUMENTS — VICKY DOUBLE CHECK LIST

AI 2a. District Meeting Agenda

AI 2b. Minutes District Meeting December 14 2020

AI 07b. Quotes for Maximo Rad-57

AI 08a. District Financial Report (FY 20-21 1st Quarter)

AI08b. KLFD Five-Year Capital Budget

AI 10a. KLVAC Monthly Report 201231

AI 10b. KLVAC Call Log 201031 201130

AI 11a. KLFD Performance Report 201231

From: dgarrido@keylargofire.org <dgarrido@keylargofire.org>

Sent: Wednesday, February 3, 2021 3:35 PM

To: Jennifer Johnson <JJohnson@keyscpa.com>; 'Don Bock' <dbock@keylargofire.org>; 'Chief Bock' <dbfirman@aol.com>; 'Chris Jones' <cjones@keylargofire.org>

Subject: RE: KLFR&EMS District agenda item ?- RAD 57

Hi Jen.

The RAD 57 is the model number of the machine. The reason the prices are different is because some vendors for instance Boundtree have a direct contract with the manufacturer and they get the device at cheaper cost, thus their quote is cheaper. The other vendors do not have a direct contract with the manufacturer so their cost is higher. However, all three quotes is for the same machine.

Respectfully,

David Garrido

Training Captain B-Shift

Key Largo Fire Department Headquarters

1 East Drive

Key Largo, FL 33037

Office: 305-451-2700

Fax: 305-451-4699

dgarrido@keylargofire.org



www.keylargofire.com



Quotation

Quotation#:

10/26/2020

Account Number: 219962-SHIP001

BILL-TO

KEY LARGO VOL FIRE DEPT INC

1 EAST DR

KEY LARGO, FL 33037

Ship Method: NO FRT

Payment Terms: NET 30

SHIP-TO

KEY LARGO VOL FIRE DEPT INC

1 EAST DR

KEY LARGO, FL 33037-3028

Contact Name .

Phone Number .

Item	UOM	Description	Qty	Price	Ext.Price	Exp.Date
2711-03737	1/EA	Masimo RAD-57 Kit with SpMET Option, Adult and Pediatric Rainbow Sensor	1	\$ 4,518.75	\$ 4,518.75	12/31/2020

Quote Total \$ 4,518.75

Comments:

Chic Price

Boundtree |

|

Phone: | Fax:

|

Sales tax will be applied to customers who are not exempt.

Shipping charges will be prepaid and added to the invoice unless otherwise stated.

This quotation is valid until the quote expires or the manufacturer's price to Bound Tree Medical increases.

To place an order, please visit our website at www.boundtree.com, login and add to your shopping cart
or call (800) 533-0523

fax (800) 257-5713



Remittance Address:
PO Box 11476
Jackson, TN 38308
ckastner@mmemed.com
Phone: 866.468.9558
Fax: 731.300.3535

Estimate

Date	Estimate #
12/9/2020	29679

Name / Address
Key Largo Fire Department 1 East Drive Key Largo, FL 33037

Ship To
Key Largo Fire Department Jaime Arana 1 East Drive Key Largo, FL 33037

Est. Delivery	P.O. No.	Shipping Method	Internal	Terms	Sales Rep
			B	prepay	CK
Item	Description	Qty	U/M	Rate	Total
MAS3736	Oximeter, Masimo Rad-57 Kit with SpCO and SpMet Options, Adult Rainbox Sensor, RC-01 Cable, and Red Carry Case Masimo's portable handheld pulse oximeter. This unit is capable of measuring Total Hemoglobin (SpHb), Carboxyhemoglobin (SpCO), Methemoglobin (SpMet), and Total Arterial Oxygen Content (SpOC). Rad-57 Unit with your choice of parameters Batteries for the unit Patient Cable – 2405 Masimo Rainbow Sensor – 2696 Optional Rainbow Pediatric sensor – 2697 Red Carry Case Instruction Manual, Technical Specifications, and Product Inserts from Masimo	1	ea	8,281.00	8,281.00T
freight	Freight Sales Tax			20.00 0.00%	20.00T 0.00
Total					\$8,301.00

Shipping Address: 2345 FE Wright Drive Jackson, TN 38305

This is a proposal only, not a contract for a sale. This proposal is for completing the sale as described above. It is based on our current stock, and inventory and prices may change without notice. All prices quoted are valid for 30 days.

Now providing fast and reliable preventative maintenance plans. Ask your sales representative for more information or call 844-425-0987.

Please ask us about our new 100% Financing Program that we have available



QUOTATION

52 Discovery Irvine, CA 92618-3105
1.800.326.4890
customerorders@masimo.com

Quote Number 00303284
Created Date 12/10/2020
Expiration Date 1/9/2021

Attn

Account Name Key Largo Fire Rescue Dept
Ship To 1 East Dr
Key Largo, Florida 33037
United States
Bill To Name Key Largo Fire Rescue Dept
Bill To United States

Contact Name Jaime Arana
Phone (305) 453-0025
Email jarana@keylargofire.org

Payment Terms: Net 30 days from shipment
Delivery: 2-4 weeks after receipt of order
Shipping Point: Origin. Shipping charges prepaid & invoiced
Price: Excludes sales tax and shipping charges

Prepared By Donovan Sievers
Title EMS Territory Manager
Email dsievers@masimo.com
Phone (615) 987-2058

Quote Line Items

Product Code	Product	Line Item Description	Sales Price	Quantity	Total Price
3736	KIT, RAD-57 HANDHELD, EMS PKG 3, MASIMO	Rad-57 Kit w/ SpCO & SpMet Measurement, Adult Rainbow Sensor, RC-01 Cable, & Carry Case	USD 6,500.00	1.00	USD 6,500.00
2697	RAINBOW DCIP, PED, SpO2/SpCO/SpMet, 1/BX		USD 450.00	1.00	USD 450.00
100-3Y	PROTECTION+ FOR RAD-57, 3 YEAR		USD 695.00	1.00	USD 695.00
33650	QUICK REFERENCE GUIDE, RAD-57 CONFIG EMS		USD 0.00	1.00	USD 0.00

Totals

Total Price USD 7,645.00
Shipping and Handling USD 5.00
Grand Total USD 7,650.00

Special Instructions

The purchase of your RAD57 device from Masimo includes Training & Material Support: Onsite, Online or Telephonic Training, DVD, Protocols & Quick Reference Guide.

Please scan and email Purchase Orders along with a copy of this quotation to customerorders@masimo.com. Alternatively, Purchase Orders may be faxed to (949) 297-7499.

This Quotation is an offer. Upon Masimo's receipt of Customer's purchase order confirming and referencing this Quotation, a contract is formed between the parties. Any additional or conflicting terms or conditions in Customer's purchase order to those set forth above and those Masimo terms and conditions incorporated herein will not apply. Customer's performance of this Quotation will serve as acceptance of Masimo's terms and conditions. Masimo's terms and conditions are incorporated herein by reference. They may be reviewed at <http://www.masimo.com/company/Terms-and-Conditions>.

All Trace Software Licenses included in this quotation are subject to the terms and conditions of the Trace Software End User License Agreement, which is incorporated herein by reference and may be reviewed at <http://www.masimo.com/trace-license-agreement>.



QUOTATION

Pricing may include discounts (including and subject to any rebates) and must be fully and accurately reported to the extent required by law or contract. Customer must retain discount documentation and allow agents of federal or state agencies access to it upon request. Cost reporting entities must report actual prices paid net of discounts/rebates on all federal health care program cost reports in the fiscal year in which discount/rebate is earned or the following year.

The following terms apply to any Extended Warranty and Protection+ warranty products "Service Products" included in this quote: i) Service Products warranties included in this quote are provided solely to Customer and are nontransferable, ii) If Customer has existing equipment or devices not currently under warranty, the warranty provided under the Service Products included in this quote will not commence until 30 days after receipt of Customer's purchase order.

KLFD Call Report Summary

Dates: 1/1/20 thru 1/1/21

1. KLFD ran a total of 801 calls
 - a. 33 calls are documented in another range that differs from the grand total
2. Station 25 Ran 297 calls
 - a. 163 or 54.88% of those calls are EMS related (including accidents)
 - b. 132 of the 163 calls are EMS related (excluding accidents)
3. Station 24 Ran 471 calls
 - a. 166 or 35.24% of those calls are EMS related (including accidents)
 - b. 105 of the 166 calls are EMS related (excluding accidents)
4. KLFD provided or received mutual aid from St23 127 times within the dates provided
 - a. This number may be higher, and is based on proper documentation on behalf of the firefighter completing data entry for the specific call.

Dates: 1/1/19 thru 1/1/20

1. KLFD ran a total of 970 calls
2. Station 25 ran 355 calls
 - a. 238 or 67.04% of those calls are EMS related (including accidents)
 - b. 171 of the 238 calls are EMS related (excluding accidents)
3. Station 24 ran 580 calls
 - a. 243 or 41.90% of those calls are EMS related (including accidents)
 - b. 164 of the 243 calls are EMS related (excluding accidents)
4. KLFD provided or received mutual aid for Station 23, a total of 164 times with the dates provided.

NFIRS Mutual Aid Grid Summary Report

Key Largo Fire Department

Range From 01/01/2020 to 01/01/2021

Primary Agency Key Largo Fire Dept.

Agency	Department Name	Mutual aid received	Automatic aid received	Mutual aid given	Automatic aid given	Other aid given	Grand Totals
4406	Islamorada Fire Rescue	1	0	0	0	0	1
1	Key Largo Volunteer Ambulance	27	8	67	25	0	127
1312	Miami Dade Fire Rescue	0	0	2	0	0	2
38000	Monroe County Fire Rescue	10	7	14	0	0	31
MCSO	Monroe County Sherrifs Office	1	0	2	0	0	3
38022	Ocean Reef Public Safety	4	1	1	0	0	6
3800	Tavernier Fire & EMS	0	0	1	0	0	1
Total Count		43	16	87	25	0	171

Incident Type Report (Summary)

Key Largo Fire Department

Date Range: From 01/01/2020 to 01/01/2021

Company: All Companies

Box/Zone/Response NORTH END

Equipment Type(s): All Equipment Types

Incident Type	Count	Pct of Incidents	Total Est Loss	Total Est Loss
1 Fire				
131 Passenger vehicle fire	2	0.67%	\$0	0.00%
142 Brush or brush-and-grass mixture fire	1	0.34%	\$0	0.00%
161 Outside storage fire	1	0.34%	\$0	0.00%
162 Outside equipment fire	1	0.34%	\$0	0.00%
Totals	5	1.68%	\$0	0.00%
2 Overpressure Rupture, Explosion, Overheat(no fire)				
200 Overpressure rupture, explosion, overhear other	1	0.34%	\$0	0.00%
Totals	1	0.34%	\$0	0.00%
3 Rescue & Emergency Medical Service Incident				
300 Rescue, EMS incident, other	5	1.68%	\$0	0.00%
311 Medical assist, assist EMS crew	37	12.46%	\$0	0.00%
320 Emergency medical service incident, other	7	2.36%	\$0	0.00%
321 EMS call, excluding vehicle accident with injury	83	27.95%	\$0	0.00%
322 Motor vehicle accident with injuries	23	7.74%	\$0	0.00%
323 Motor vehicle/pedestrian accident (MV Ped)	2	0.67%	\$0	0.00%
324 Motor vehicle accident with no injuries	3	1.01%	\$0	0.00%
350 Extrication, rescue, other	1	0.34%	\$0	0.00%
353 Removal of victim(s) from stalled elevator	1	0.34%	\$0	0.00%
365 Watercraft rescue	1	0.34%	\$0	0.00%
Totals	163	54.88%	\$0	0.00%
4 Hazardous Condition (No Fire)				
411 Gasoline or other flammable liquid spill	3	1.01%	\$0	0.00%
412 Gas leak (natural gas or LPG)	1	0.34%	\$0	0.00%
421 Chemical hazard (no spill or leak)	1	0.34%	\$0	0.00%
424 Carbon monoxide incident	1	0.34%	\$0	0.00%
441 Heat from short circuit (wiring), defective/worn	1	0.34%	\$0	0.00%
444 Power line down	3	1.01%	\$0	0.00%
445 Arcing, shorted electrical equipment	7	2.36%	\$0	0.00%
461 Building or structure weakened or collapsed	1	0.34%	\$0	0.00%
Totals	18	6.06%	\$0	0.00%
5 Service Call				
500 Service Call, other	1	0.34%	\$0	0.00%
511 Lock-out	1	0.34%	\$0	0.00%
520 Water problem, other	1	0.34%	\$0	0.00%
522 Water or steam leak	3	1.01%	\$6,500	100.00%
542 Animal rescue	2	0.67%	\$0	0.00%
550 Public service assistance, other	3	1.01%	\$0	0.00%
551 Assist police or other governmental agency	7	2.36%	\$0	0.00%
553 Public service	2	0.67%	\$0	0.00%
554 Assist invalid	1	0.34%	\$0	0.00%
571 Cover assignment, standby, moveup	2	0.67%	\$0	0.00%
Totals	23	7.74%	\$6,500	100.00%
6 Good Intent Call				
611 Dispatched & canceled en route	43	14.48%	\$0	0.00%
651 Smoke scare, odor of smoke	2	0.67%	\$0	0.00%

Incident Type Report (Summary)

Key Largo Fire Department

Date Range: From 01/01/2020 to 01/01/2021

Company: All Companies

Box/Zone/Response NORTH END

Equipment Type(s): All Equipment Types

Incident Type	Count	Pct of Incidents	Total Est Loss	Total Est Loss
671 HazMat release investigation w/no HazMat	1	0.34%	\$0	0.00%
Totals	46	15.49%	\$0	0.00%
7 False Alarm & False Call				
700 False alarm or false call, other	6	2.02%	\$0	0.00%
733 Smoke detector activation due to malfunction	1	0.34%	\$0	0.00%
735 Alarm system sounded due to malfunction	1	0.34%	\$0	0.00%
743 Smoke detector activation, no fire - unintentional	2	0.67%	\$0	0.00%
744 Detector activation, no fire - unintentional	1	0.34%	\$0	0.00%
745 Alarm system activation, no fire - unintentional	4	1.35%	\$0	0.00%
746 Carbon monoxide detector activation, no CO	1	0.34%	\$0	0.00%
Totals	16	5.39%	\$0	0.00%
8 Severe Weather & Natural Disaster				
813 Wind storm, tornado/hurricane assessment	17	5.72%	\$0	0.00%
Totals	17	5.72%	\$0	0.00%
9 Special Incident Type				
900 Special type of incident, other	8	2.69%	\$0	0.00%
Totals	8	2.69%	\$0	0.00%
Totals	297		\$6,500	

Incident Type Report (Summary)

Key Largo Fire Department

Date Range: From 01/01/2020 to 01/01/2021

Incident Type: EMS call, excluding vehicle accident with injury

Company: All Companies

Box/Zone/Response NORTH END

Equipment Type(s): All Equipment Types

Incident Type	Count	Pct of Incidents	Total Est Loss	Total Est Loss
1 Fire				
Totals	0	0.00%	\$0	0.00%
2 Overpressure Rupture, Explosion, Overheat(no fire)				
Totals	0	0.00%	\$0	0.00%
3 Rescue & Emergency Medical Service Incident				
300 Rescue, EMS incident, other	5	3.79%	\$0	0.00%
311 Medical assist, assist EMS crew	37	28.03%	\$0	0.00%
320 Emergency medical service incident, other	7	5.30%	\$0	0.00%
321 EMS call, excluding vehicle accident with injury	83	62.88%	\$0	0.00%
Totals	132	100.00%	\$0	0.00%
4 Hazardous Condition (No Fire)				
Totals	0	0.00%	\$0	0.00%
5 Service Call				
Totals	0	0.00%	\$0	0.00%
6 Good Intent Call				
Totals	0	0.00%	\$0	0.00%
7 False Alarm & False Call				
Totals	0	0.00%	\$0	0.00%
8 Severe Weather & Natural Disaster				
Totals	0	0.00%	\$0	0.00%
9 Special Incident Type				
Totals	0	0.00%	\$0	0.00%
Totals	132		\$0	

Incident Type Report (Summary)

Key Largo Fire Department

Date Range: From 01/01/2020 to 01/01/2021

Company: All Companies

Box/Zone/Response SOUTH END

Equipment Type(s): All Equipment Types

Incident Type	Count	Pct of Incidents	Total Est Loss	Total Est Loss
1 Fire				
100 Fire, other	2	0.42%	\$0	0.00%
111 Building fire	1	0.21%	\$0	0.00%
130 Mobile property (vehicle) fire, other	2	0.42%	\$0	0.00%
131 Passenger vehicle fire	3	0.64%	\$2,500	100.00%
140 Natural vegetation fire, other	1	0.21%	\$0	0.00%
142 Brush or brush-and-grass mixture fire	3	0.64%	\$0	0.00%
151 Outside rubbish, trash or waste fire	2	0.42%	\$0	0.00%
Totals	14	2.97%	\$2,500	100.00%
2 Overpressure Rupture, Explosion, Overheat(no fire)				
240 Explosion (no fire), other	1	0.21%	\$0	0.00%
Totals	1	0.21%	\$0	0.00%
3 Rescue & Emergency Medical Service Incident				
300 Rescue, EMS incident, other	11	2.34%	\$0	0.00%
311 Medical assist, assist EMS crew	35	7.43%	\$0	0.00%
320 Emergency medical service incident, other	2	0.42%	\$0	0.00%
321 EMS call, excluding vehicle accident with injury	57	12.10%	\$0	0.00%
322 Motor vehicle accident with injuries	41	8.70%	\$0	0.00%
323 Motor vehicle/pedestrian accident (MV Ped)	10	2.12%	\$0	0.00%
324 Motor vehicle accident with no injuries	6	1.27%	\$0	0.00%
350 Extrication, rescue, other	2	0.42%	\$0	0.00%
353 Removal of victim(s) from stalled elevator	2	0.42%	\$0	0.00%
Totals	166	35.24%	\$0	0.00%
4 Hazardous Condition (No Fire)				
411 Gasoline or other flammable liquid spill	2	0.42%	\$0	0.00%
412 Gas leak (natural gas or LPG)	4	0.85%	\$0	0.00%
421 Chemical hazard (no spill or leak)	1	0.21%	\$0	0.00%
441 Heat from short circuit (wiring), defective/worn	1	0.21%	\$0	0.00%
442 Overheated motor	1	0.21%	\$0	0.00%
444 Power line down	16	3.40%	\$0	0.00%
445 Arcing, shorted electrical equipment	9	1.91%	\$0	0.00%
463 Vehicle accident, general cleanup	1	0.21%	\$0	0.00%
Totals	35	7.43%	\$0	0.00%
5 Service Call				
500 Service Call, other	1	0.21%	\$0	0.00%
511 Lock-out	2	0.42%	\$0	0.00%
522 Water or steam leak	1	0.21%	\$0	0.00%
531 Smoke or odor removal	5	1.06%	\$0	0.00%
542 Animal rescue	2	0.42%	\$0	0.00%
550 Public service assistance, other	6	1.27%	\$0	0.00%
551 Assist police or other governmental agency	6	1.27%	\$0	0.00%
553 Public service	4	0.85%	\$0	0.00%
561 Unauthorized burning	12	2.55%	\$0	0.00%
Totals	39	8.28%	\$0	0.00%
6 Good Intent Call				
611 Dispatched & canceled en route	115	24.42%	\$0	0.00%

Incident Type Report (Summary)

Key Largo Fire Department

Date Range: From 01/01/2020 to 01/01/2021

Company: All Companies

Box/Zone/Response SOUTH END

Equipment Type(s): All Equipment Types

Incident Type	Count	Pct of Incidents	Total Est Loss	Total Est Loss
622 No incident found on arrival at dispatch address	6	1.27%	\$0	0.00%
651 Smoke scare, odor of smoke	2	0.42%	\$0	0.00%
653 Smoke from barbecue, tar kettle	1	0.21%	\$0	0.00%
Totals	124	26.33%	\$0	0.00%
7 False Alarm & False Call				
700 False alarm or false call, other	16	3.40%	\$0	0.00%
731 Sprinkler activation due to malfunction	1	0.21%	\$0	0.00%
733 Smoke detector activation due to malfunction	5	1.06%	\$0	0.00%
734 Heat detector activation due to malfunction	2	0.42%	\$0	0.00%
735 Alarm system sounded due to malfunction	2	0.42%	\$0	0.00%
741 Sprinkler activation, no fire - unintentional	2	0.42%	\$0	0.00%
743 Smoke detector activation, no fire - unintentional	9	1.91%	\$0	0.00%
744 Detector activation, no fire - unintentional	1	0.21%	\$0	0.00%
745 Alarm system activation, no fire - unintentional	20	4.25%	\$0	0.00%
746 Carbon monoxide detector activation, no CO	1	0.21%	\$0	0.00%
Totals	59	12.53%	\$0	0.00%
8 Severe Weather & Natural Disaster				
813 Wind storm, tornado/hurricane assessment	15	3.18%	\$0	0.00%
Totals	15	3.18%	\$0	0.00%
9 Special Incident Type				
900 Special type of incident, other	18	3.82%	\$0	0.00%
Totals	18	3.82%	\$0	0.00%
Totals	471		\$2,500	

Incident Type Report (Summary)

Key Largo Fire Department

Date Range: From 01/01/2020 to 01/01/2021

Incident Type: EMS call, excluding vehicle accident with injury

Company: All Companies

Box/Zone/Response SOUTH END

Equipment Type(s): All Equipment Types

Incident Type	Count	Pct of Incidents	Total Est Loss	Total Est Loss
1 Fire				
Totals	0	0.00%	\$0	0.00%
2 Overpressure Rupture, Explosion, Overheat(no fire)				
Totals	0	0.00%	\$0	0.00%
3 Rescue & Emergency Medical Service Incident				
300 Rescue, EMS incident, other	11	10.48%	\$0	0.00%
311 Medical assist, assist EMS crew	35	33.33%	\$0	0.00%
320 Emergency medical service incident, other	2	1.90%	\$0	0.00%
321 EMS call, excluding vehicle accident with injury	57	54.29%	\$0	0.00%
Totals	105	100.00%	\$0	0.00%
4 Hazardous Condition (No Fire)				
Totals	0	0.00%	\$0	0.00%
5 Service Call				
Totals	0	0.00%	\$0	0.00%
6 Good Intent Call				
Totals	0	0.00%	\$0	0.00%
7 False Alarm & False Call				
Totals	0	0.00%	\$0	0.00%
8 Severe Weather & Natural Disaster				
Totals	0	0.00%	\$0	0.00%
9 Special Incident Type				
Totals	0	0.00%	\$0	0.00%
Totals	105		\$0	

NFPA Analysis Report

Key Largo Fire Department

Date Range: From 01/01/2020 to 01/01/2021

Equipment Type(s): All Equipment Types

FIRE IN STRUCTURES BY FIXED PROPERTY USE (OCCUPANCY) (All in Section A Incident Type 110-129)	Number of Fires	Number of Civilian Fire Casualties. If none, write 0.		Estimated Property Damage from Fire. If no loss, write 0.
		Deaths	Injuries	
1. Private Dwellings (1 or 2 family), Including mobile homes (FPU 400-419)	1	0	0	\$0
2. Apartments (3 or more families) FPU 429 or FPU 439)	0	0	0	\$0
3. Hotels and Motels (FPU 449)	0	0	0	\$0
4. All other residential (dormitories, boarding houses, tents, etc.) (FPU 459-499)	0	0	0	\$0
5. TOTAL OTHER RESIDENTIAL FIRES (SHOULD BE SUM OF LINES 1 THROUGH 4)	1	0	0	\$0
6. Public Assembly (church, restaurant, clubs, etc.) (FPU 100-199)	0	0	0	\$0
7. Schools and Colleges (FPU 200-299)	0	0	0	\$0
8. Health Care and Penal Institutions (hospitals, nursing homes, prisons, etc.) (FPU 300-399)	0	0	0	\$0
9. Stores and Offices (FPU 500-599)	1	0	0	\$0
10. Industry, Utility, Defense, Laboratories, Manufacturing (FPU 600-799)	0	0	0	\$0
11. Storage in Structures (barns, vehicle storage garages, general storage, etc.) (FPU 800-899)	0	0	0	\$0
12. Other Structures** (outbuildings, bridges, etc.) (FPU 900-999)	0	0	0	\$0
13. TOTALS FOR STRUCTURE FIRES (SHOULD BE SUM OF LINES 5 THROUGH 12)	2	0	0	\$0
B. OTHER FIRE AND INCIDENTS				
14a. Fires in Highway Vehicles (autos, trucks, buses, etc.) (IT 131-132, 136-137)	5	0	0	\$2,500
14b. Fires in Other Vehicles (planes, trains, ships, construction or farm vehicles, etc.) (IT 130, 133-135, 138)	2	0	0	\$0
15. Fires outside of Structures with Value Involved, but Not Vehicles (outside storage, crops, timber, etc. (IT 140, 141, 161, 162, 164, 170-173)	3	0	0	\$0
16. Fires in Brush, Grass, Wildland (excluding crops and timber) with no value involved. (IT 142-143)	4	0	0	
17. Fires in Rubbish, Including Dumpsters (outside of structures), with no value involved. (IT 150-155)	2	0	0	
18. All Other Fires (IT 100, 160, 163)	2	0	0	\$0
19. TOTAL FOR FIRES (SHOULD BE SUM OF LINES 13 THROUGH 18)	20	0	0	\$2,500
20. Rescue, Emergency*Medical Responses (ambulance, EMS, rescue) (IT 300-381)	249			
21. False Alarm Responses (malicious or unintentional false calls, system malfunctions, bomb scares) (IT 700-746)	77			
22. Mutual Aid or Assistance Responses Given	113			
23a. Hazardous Materials Responses (spills, leaks, etc.) (IT 410-431)	12			
23b. Other Hazardous Conditions (arcing wires, bomb removal, power line down, etc.) (IT 440-482, 400)	40			
24. All Other Responses (smoke scares, lock-outs, animal rescues, etc.) (IT 200-251, 500-699, 800-911)	290			
25. TOTAL FOR ALL INCIDENTS (SHOULD BE SUM OF LINES 19 THROUGH 24)	801			

Based on what is reported in lines 5 and 13 for number of fire above, please report separately:

Confined fires (e.g., cooking fires confined to cooking vessel, or chimney fire that did not spread beyond chimney, or confined trash fires) IIT 113 - 118), and Nonconfined fires (IT 110 - 112, 120 - 123).

	Number of Confined Fires	Number of Nonconfined Fires
5. Residential Fires (line 5 above)	0	1
13. Structure Fires (line 13 above)	0	2

BREAKDOWN OF FALSE ALARM RESPONSES

1. Malicious, Mischievous False Call (IT 710-715)	0
2. System Malfunction (IT 700-739)	12
3. Unintentional (tripping on interior device accidentally etc.) (IT 740-749)	43
4. Other False Alarms (bomb scares, etc.) (IT 721 700)	22

NFIRS Mutual Aid Grid Summary Report

Key Largo Fire Department

Range From 01/01/2019 to 01/01/2020

Primary Agency Key Largo Fire Dept.

Agency	Department Name	Mutual aid received	Automatic aid received	Mutual aid given	Automatic aid given	Other aid given	Grand Totals
FKAA	Florida Keys Aqueduct Authority	2	0	0	0	0	2
FKEC	Florida Keys Electrical COOP	2	1	0	0	0	3
4406	Islamorada Fire Rescue	2	0	1	1	0	4
1	Key Largo Volunteer Ambulance	4	4	114	42	0	164
1312	Miami Dade Fire Rescue	1	0	3	0	0	4
38000	Monroe County Fire Rescue	13	7	14	0	0	34
MCSO	Monroe County Sherrifs Office	0	1	1	0	0	2
38022	Ocean Reef Public Safety	3	0	4	0	0	7
3800	Tavernier Fire & EMS	7	1	1	1	0	10
Total Count		34	14	138	44	0	230

Incident Type Report (Summary)

Key Largo Fire Department

Date Range: From 01/01/2019 to 01/01/2020

Company: All Companies

Box/Zone/Response NORTH END

Equipment Type(s): All Equipment Types

Incident Type	Count	Pct of Incidents	Total Est Loss	Total Est Loss
1 Fire				
100 Fire, other	1	0.28%	\$0	0.00%
111 Building fire	2	0.56%	\$0	0.00%
121 Fire in mobile home used as fixed residence	1	0.28%	\$0	0.00%
131 Passenger vehicle fire	5	1.41%	\$0	0.00%
134 Water vehicle fire	2	0.56%	\$0	0.00%
142 Brush or brush-and-grass mixture fire	3	0.85%	\$0	0.00%
150 Outside rubbish fire, other	4	1.13%	\$0	0.00%
Totals	18	5.07%	\$0	0.00%
2 Overpressure Rupture, Explosion, Overheat(no fire)				
Totals	0	0.00%	\$0	0.00%
3 Rescue & Emergency Medical Service Incident				
300 Rescue, EMS incident, other	10	2.82%	\$0	0.00%
311 Medical assist, assist EMS crew	49	13.80%	\$0	0.00%
320 Emergency medical service incident, other	26	7.32%	\$0	0.00%
321 EMS call, excluding vehicle accident with injury	86	24.23%	\$0	0.00%
322 Motor vehicle accident with injuries	53	14.93%	\$0	0.00%
323 Motor vehicle/pedestrian accident (MV Ped)	2	0.56%	\$0	0.00%
324 Motor vehicle accident with no injuries.	9	2.54%	\$0	0.00%
331 Lock-in (if lock out , use 511)	1	0.28%	\$0	0.00%
350 Extrication, rescue, other	1	0.28%	\$0	0.00%
353 Removal of victim(s) from stalled elevator	1	0.28%	\$0	0.00%
Totals	238	67.04%	\$0	0.00%
4 Hazardous Condition (No Fire)				
400 Hazardous condition, other	1	0.28%	\$0	0.00%
411 Gasoline or other flammable liquid spill	2	0.56%	\$0	0.00%
412 Gas leak (natural gas or LPG)	1	0.28%	\$0	0.00%
441 Heat from short circuit (wiring), defective/worn	1	0.28%	\$0	0.00%
442 Overheated motor	2	0.56%	\$0	0.00%
444 Power line down	3	0.85%	\$0	0.00%
445 Arcing, shorted electrical equipment	1	0.28%	\$0	0.00%
463 Vehicle accident, general cleanup	1	0.28%	\$0	0.00%
Totals	12	3.38%	\$0	0.00%
5 Service Call				
500 Service Call, other	1	0.28%	\$0	0.00%
520 Water problem, other	1	0.28%	\$0	0.00%
522 Water or steam leak	1	0.28%	\$0	0.00%
531 Smoke or odor removal	1	0.28%	\$0	0.00%
550 Public service assistance, other	3	0.85%	\$0	0.00%
552 Police matter	2	0.56%	\$0	0.00%
553 Public service	3	0.85%	\$0	0.00%
561 Unauthorized burning	2	0.56%	\$0	0.00%
571 Cover assignment, standby, moveup	3	0.85%	\$0	0.00%
Totals	17	4.79%	\$0	0.00%
6 Good Intent Call				
611 Dispatched & canceled en route	39	10.99%	\$0	0.00%

Incident Type Report (Summary)

Key Largo Fire Department

Date Range: From 01/01/2019 to 01/01/2020

Company: All Companies

Box/Zone/Response NORTH END

Equipment Type(s): All Equipment Types

Incident Type	Count	Pct of Incidents	Total Est Loss	Total Est Loss
671 HazMat release investigation w/no HazMat	1	0.28%	\$0	0.00%
Totals	40	11.27%	\$0	0.00%
7 False Alarm & False Call				
700 False alarm or false call, other	7	1.97%	\$0	0.00%
730 System malfunction, other	1	0.28%	\$0	0.00%
733 Smoke detector activation due to malfunction	1	0.28%	\$0	0.00%
735 Alarm system sounded due to malfunction	1	0.28%	\$0	0.00%
743 Smoke detector activation, no fire - unintentional	6	1.69%	\$0	0.00%
745 Alarm system activation, no fire - unintentional	2	0.56%	\$0	0.00%
Totals	18	5.07%	\$0	0.00%
8 Severe Weather & Natural Disaster				
813 Wind storm, tornado/hurricane assessment	1	0.28%	\$0	0.00%
Totals	1	0.28%	\$0	0.00%
9 Special Incident Type				
900 Special type of incident, other	11	3.10%	\$0	0.00%
Totals	11	3.10%	\$0	0.00%
Totals	355		\$0	

Incident Type Report (Summary)

Key Largo Fire Department

Date Range: From 01/01/2019 to 01/01/2020

Incident Type: Rescue, EMS incident, other

Company: All Companies

Box/Zone/Response NORTH END

Equipment Type(s): All Equipment Types

Incident Type	Count	Pct of Incidents	Total Est Loss	Total Est Loss
1 Fire				
Totals	0	0.00%	\$0	0.00%
2 Overpressure Rupture, Explosion, Overheat(no fire)				
Totals	0	0.00%	\$0	0.00%
3 Rescue & Emergency Medical Service Incident				
300 Rescue, EMS incident, other	10	5.85%	\$0	0.00%
311 Medical assist, assist EMS crew	49	28.65%	\$0	0.00%
320 Emergency medical service incident, other	26	15.20%	\$0	0.00%
321 EMS call, excluding vehicle accident with injury	86	50.29%	\$0	0.00%
Totals	171	100.00%	\$0	0.00%
4 Hazardous Condition (No Fire)				
Totals	0	0.00%	\$0	0.00%
5 Service Call				
Totals	0	0.00%	\$0	0.00%
6 Good Intent Call				
Totals	0	0.00%	\$0	0.00%
7 False Alarm & False Call				
Totals	0	0.00%	\$0	0.00%
8 Severe Weather & Natural Disaster				
Totals	0	0.00%	\$0	0.00%
9 Special Incident Type				
Totals	0	0.00%	\$0	0.00%
Totals	171		\$0	

Incident Type Report (Summary)

Key Largo Fire Department

Date Range: From 01/01/2019 to 01/01/2020

Company: All Companies

Box/Zone/Response SOUTH END

Equipment Type(s): All Equipment Types

Incident Type	Count	Pct of Incidents	Total Est Loss	Total Est Loss
1 Fire				
100 Fire, other	4	0.69%	\$1,500	100.00%
111 Building fire	11	1.90%	\$0	0.00%
113 Cooking fire, confined to container	1	0.17%	\$0	0.00%
131 Passenger vehicle fire	6	1.03%	\$0	0.00%
134 Water vehicle fire	2	0.34%	\$0	0.00%
136 Self-propelled motor home or recreational vehicle	1	0.17%	\$0	0.00%
142 Brush or brush-and-grass mixture fire	7	1.21%	\$0	0.00%
151 Outside rubbish, trash or waste fire	1	0.17%	\$0	0.00%
154 Dumpster or other outside trash receptacle fire	1	0.17%	\$0	0.00%
162 Outside equipment fire	1	0.17%	\$0	0.00%
Totals	35	6.03%	\$1,500	100.00%
2 Overpressure Rupture, Explosion, Overheat(no fire)				
Totals	0	0.00%	\$0	0.00%
3 Rescue & Emergency Medical Service Incident				
300 Rescue, EMS incident, other	25	4.31%	\$0	0.00%
311 Medical assist, assist EMS crew	65	11.21%	\$0	0.00%
320 Emergency medical service incident, other	3	0.52%	\$0	0.00%
321 EMS call, excluding vehicle accident with injury	71	12.24%	\$0	0.00%
322 Motor vehicle accident with injuries	45	7.76%	\$0	0.00%
323 Motor vehicle/pedestrian accident (MV Ped)	12	2.07%	\$0	0.00%
324 Motor vehicle accident with no injuries.	15	2.59%	\$0	0.00%
331 Lock-in (if lock out , use 511)	1	0.17%	\$0	0.00%
352 Extrication of victim(s) from vehicle	1	0.17%	\$0	0.00%
353 Removal of victim(s) from stalled elevator	4	0.69%	\$0	0.00%
381 Rescue or EMS standby	1	0.17%	\$0	0.00%
Totals	243	41.90%	\$0	0.00%
4 Hazardous Condition (No Fire)				
411 Gasoline or other flammable liquid spill	5	0.86%	\$0	0.00%
412 Gas leak (natural gas or LPG)	2	0.34%	\$0	0.00%
413 Oil or other combustible liquid spill	1	0.17%	\$0	0.00%
421 Chemical hazard (no spill or leak)	2	0.34%	\$0	0.00%
424 Carbon monoxide incident	3	0.52%	\$0	0.00%
440 Electrical wiring/equipment problem, other	1	0.17%	\$0	0.00%
444 Power line down	8	1.38%	\$0	0.00%
445 Arcing, shorted electrical equipment	4	0.69%	\$0	0.00%
480 Attempted burning, illegal action, other	1	0.17%	\$0	0.00%
Totals	27	4.66%	\$0	0.00%
5 Service Call				
500 Service Call, other	5	0.86%	\$0	0.00%
510 Person in distress, other	1	0.17%	\$0	0.00%
511 Lock-out	4	0.69%	\$0	0.00%
531 Smoke or odor removal	1	0.17%	\$0	0.00%
550 Public service assistance, other	1	0.17%	\$0	0.00%
551 Assist police or other governmental agency	4	0.69%	\$0	0.00%
552 Police matter	1	0.17%	\$0	0.00%
553 Public service	7	1.21%	\$0	0.00%
561 Unauthorized burning	4	0.69%	\$0	0.00%

Incident Type Report (Summary)

Key Largo Fire Department

Date Range: From 01/01/2019 to 01/01/2020

Company: All Companies

Box/Zone/Response SOUTH END

Equipment Type(s): All Equipment Types

Incident Type	Count	Pct of Incidents	Total Est Loss	Total Est Loss
571 Cover assignment, standby, moveup	5	0.86%	\$0	0.00%
Totals	33	5.69%	\$0	0.00%
6 Good Intent Call				
600 Good intent call, other	1	0.17%	\$0	0.00%
611 Dispatched & canceled en route	160	27.59%	\$0	0.00%
622 No incident found on arrival at dispatch address	4	0.69%	\$0	0.00%
653 Smoke from barbecue, tar kettle	1	0.17%	\$0	0.00%
671 HazMat release investigation w/no HazMat	1	0.17%	\$0	0.00%
Totals	167	28.79%	\$0	0.00%
7 False Alarm & False Call				
700 False alarm or false call, other	11	1.90%	\$0	0.00%
711 Municipal alarm system, malicious false alarm	2	0.34%	\$0	0.00%
730 System malfunction, other	2	0.34%	\$0	0.00%
733 Smoke detector activation due to malfunction	8	1.38%	\$0	0.00%
734 Heat detector activation due to malfunction	1	0.17%	\$0	0.00%
735 Alarm system sounded due to malfunction	3	0.52%	\$0	0.00%
743 Smoke detector activation, no fire - unintentional	10	1.72%	\$0	0.00%
744 Detector activation, no fire - unintentional	1	0.17%	\$0	0.00%
745 Alarm system activation, no fire - unintentional	16	2.76%	\$0	0.00%
746 Carbon monoxide detector activation, no CO	1	0.17%	\$0	0.00%
Totals	55	9.48%	\$0	0.00%
8 Severe Weather & Natural Disaster				
Totals	0	0.00%	\$0	0.00%
9 Special Incident Type				
900 Special type of incident, other	20	3.45%	\$0	0.00%
Totals	20	3.45%	\$0	0.00%
Totals	580		\$1,500	

Incident Type Report (Summary)

Key Largo Fire Department

Date Range: From 01/01/2019 to 01/01/2020

Incident Type: Rescue, EMS incident, other

Company: All Companies

Box/Zone/Response SOUTH END

Equipment Type(s): All Equipment Types

Incident Type	Count	Pct of Incidents	Total Est Loss	Total Est Loss
1 Fire				
Totals	0	0.00%	\$0	0.00%
2 Overpressure Rupture, Explosion, Overheat(no fire)				
Totals	0	0.00%	\$0	0.00%
3 Rescue & Emergency Medical Service Incident				
300 Rescue, EMS incident, other	25	15.24%	\$0	0.00%
311 Medical assist, assist EMS crew	65	39.63%	\$0	0.00%
320 Emergency medical service incident, other	3	1.83%	\$0	0.00%
321 EMS call, excluding vehicle accident with injury	71	43.29%	\$0	0.00%
Totals	164	100.00%	\$0	0.00%
4 Hazardous Condition (No Fire)				
Totals	0	0.00%	\$0	0.00%
5 Service Call				
Totals	0	0.00%	\$0	0.00%
6 Good Intent Call				
Totals	0	0.00%	\$0	0.00%
7 False Alarm & False Call				
Totals	0	0.00%	\$0	0.00%
8 Severe Weather & Natural Disaster				
Totals	0	0.00%	\$0	0.00%
9 Special Incident Type				
Totals	0	0.00%	\$0	0.00%
Totals	164		\$0	

NFPA Analysis Report

Key Largo Fire Department

Date Range: From 01/01/2019 to 01/01/2020

Equipment Type(s): All Equipment Types

FIRE IN STRUCTURES BY FIXED PROPERTY USE (OCCUPANCY) (All in Section A Incident Type 110-129)	Number of	Number of Civilian Fire Casualties. If none, write 0.		Estimated Property Damage from Fire. If no loss, write 0.
		Deaths	Injuries	
1 Private Dwellings (1 or 2 family), including mobile homes (FPU 400-419)	4	0	0	\$0
2 Apartments (3 or more families) FPU 429 or FPU 439)	0	0	0	\$0
3 Hotels and Motels (FPU 449)	1	0	0	\$0
4 All other residential (dormitories, boarding houses, tents, etc.) (FPU 459-499)	0	0	0	\$0
5. TOTAL OTHER RESIDENTIAL FIRES (SHOULD BE SUM OF LINES 1 THROUGH 4)	5	0	0	\$0
6. Public Assembly (church, restaurant, clubs, etc.) (FPU 100-199)	10	0	0	\$0
7. Schools and Colleges (FPU 200-299)	0	0	0	\$0
8. Health Care and Penal Institutions (hospitals, nursing homes, prisons, etc.) (FPU 300-399)	0	0	0	\$0
9. Stores and Offices (FPU 500-599)	0	0	0	\$0
10. Industry, Utility, Defense, Laboratories, Manufacturing (FPU 600-799)	0	0	0	\$0
11 Storage in Structures (barns, vehicle storage garages, general storage, etc.) (FPU 800-899)	0	0	0	\$0
12. Other Structures** (outbuildings, bridges, etc.) (FPU 900-999)	0	0	0	\$0
13. TOTALS FOR STRUCTURE FIRES (SHOULD BE SUM OF LINES 5 THROUGH 12)	15	0	0	\$0

B. OTHER FIRE AND INCIDENTS

14a. Fires in Highway Vehicles (autos, trucks, buses, etc.) (IT 131-132, 136-137)	12	0	0	\$0
14b. Fires in Other Vehicles (planes, trains, ships, construction or farm vehicles, etc.) (IT 130, 133-135, 138)	3	0	0	\$0
15. Fires outside of Structures with Value Involved, but Not Vehicles (outside storage, crops, timber, etc.) (IT 140, 141, 161, 162, 164, 170-173)	1	0	0	\$0
16. Fires in Brush, Grass, Wildland (excluding crops and timber) with no value involved. (IT 142-143)	10	0	0	
17. Fires in Rubbish, including Dumpsters (outside of structures), with no value involved. (IT 160-165)	6	0	0	
18. All Other Fires. (IT 100, 160, 163)	4	0	0	\$1,500
19. TOTAL FOR FIRES (SHOULD BE SUM OF LINES 13 THROUGH 18)	51	0	0	\$1,500
20. Rescue, Emergency Medical Responses (ambulance, EMS, rescue) (IT 300-381)	351			
21. False Alarm Responses (malicious or unintentional false calls, system malfunctions, bomb scares) (IT 700-746)	73			
22. Mutual Aid or Assistance Responses Given	182			
23a. Hazardous Materials Responses (spills, leaks, etc.) (IT 410-431)	16			
23b. Other Hazardous Conditions (arcing wires, bomb removal, power line down, etc.) (IT 440-482, 400)	24			
24. All Other Responses (smoke scares, lock-outs, animal rescues, etc.) (IT 200-251, 500-699, 800-911)	273			
25. TOTAL FOR ALL INCIDENTS (SHOULD BE SUM OF LINES 19 THROUGH 24)	970			

Based on what is reported in lines 5 and 13 for number of fire above, please report separately:

Confined fires (e.g., cooking fires confined to cooking vessel, or chimney fire that did not spread beyond chimney, or confined trash fires) IT 113 - 118), and Nonconfined fires (IT 110 - 112, 120 - 123).

	Number of Confined Fires	Number of Nonconfined Fires
5. Residential Fires (line 5 above)	1	4
13. Structure Fires (line 13 above)	1	14

BREAKDOWN OF FALSE ALARM RESPONSES

1 Malicious, Mischievous False Call (IT 710-715)	2
2. System Malfunction (IT 700-739)	17
3. Unintentional (tripping on interior device accidentally etc.) (IT 740-749)	36
4. Other False Alarms (bomb scares, etc.) (IT 721, 700)	18

KEY LARGO FIRE & EMS DISTRICT

Contract for Goods & Services

This Contract entered into on the date last written below, by and between: **Little Red Rooster, LLC; and Structures International, Inc.** (collectively, the "Contractor") and the Key Largo Fire & Emergency Medical Services District ("KLFEMS" or "District"). In consideration of the mutual covenants and benefits hereinafter set forth, the parties herein covenant and agree as follows:

1. TERM

The term of this Contract shall be from:
January, 18, 2021 to January 17, 2022.

2. CONTRACTOR'S SERVICES

Contractor agrees to provide the following goods/services:

Design of an approximately 4,000 sf second story addition to KLFEMS Fire Station No. 24, located at One East Drive, Key Largo, FL, in accordance with the October 27, 2020 proposal attached hereto.

If documentation of the specific goods/services is attached, said documentation is labeled as *Exhibit "A"* to this Contract and is incorporated herein by reference. In the event of a conflict between the terms of this Contract and any exhibit, the terms of this Contract shall control, unless otherwise agreed in writing as an amendment pursuant to the terms for such as provided herein.

3. COMPENSATION

District shall pay Contractor the sum of \$34,950.00 (NTE-Not to exceed price) to provide said goods/services pursuant to this Contract. No payment shall be due until an invoice for the goods/services has been submitted for payment and the District verifies that all services have been fully and satisfactorily completed. The District will make diligent efforts to verify and pay invoices within one (1) payment cycle after receipt. If alternate payment TERMS are required they must be outlined below.

4. INSURANCE

Contractor agrees to secure and maintain at all times during the term of this Contract, at Contractor's expense, insurance coverage, as laid out below, covering Contractor for all acts or

omissions which may give rise to liability for services under this Contract. All Contractor staff are to be insured in minimum amounts acceptable to the District and with a reputable and financially viable insurance carrier, naming Key Largo Fire & Emergency Medical Services District as an additional insured. Such insurance shall not be cancelled except upon thirty (30) days written notice to the District. Contractor shall provide the District with a certificate evidencing such insurance coverage within five (5) days after obtaining such coverage. Contractor agrees to notify the District immediately of any material change in any insurance policy required to be maintained by Contractor.

Contractor is required to obtain the following coverage, with documentation of having obtained such coverage being attached hereto as *Exhibit " B "*:

___ **General Liability Insurance**

Amount: _____

___ **Professional Liability Insurance**

Amount: _____

___ **Vehicle Liability Insurance**

Amount: _____

___ **Workers Compensation Insurance**

Amount: _____

5. INDEPENDENT CONTRACTOR STATUS

The Contractor is, for all purposes arising under this Contract, an independent contractor. The Contractor and its officers, agents or employees shall not, under any circumstances, hold themselves out to anyone as being officers, agents or employees of the District. No officer, agent or employee of the Contractor or the District shall be deemed an officer, agent or employee of the other party. Neither the Contractor nor the District, nor any officer, agent or employee thereof, shall be entitled to any benefits to which employees of the other party are entitled, including, but not limited to, overtime, retirement benefits, workers compensation benefits, injury leave, or other leave benefits.

6. TERMINATION

A. WITHOUT CAUSE

This Contract may be terminated for any reason by either party upon thirty (30) days written notice to the other party at the addresses set forth below. If said Contract should be terminated as provided in this paragraph of the Contract, the District will be relieved of all obligations under said contract and the District will only be required to pay that amount of the contract actually performed to the date of termination with no payment due for unperformed work or lost profits.

B. TERMINATION FOR BREACH

Either party may terminate this Contract upon breach by the other party of any material provision of this Contract, provided such breach continues for fifteen (15) days after receipt by the breaching party of written notice of such breach from the non-breaching party.

C. IMMEDIATE TERMINATION BY KLFEMS

District may terminate this Contract immediately upon written notice to Contractor (such

termination to be effective upon Contractor's/Individual's receipt of such notice) upon occurrence of any of the following events:

- i. the denial, suspension, revocation, termination, restricting, relinquishment or lapse of any license or certification required to be held by the Contractor, or of any Company/Individual staff's professional license or certification in the State of Florida;
- ii. failure by Contractor to maintain the insurance required by the terms of this Contract.

7. ASSIGNMENT

Neither Contractor nor the District may assign or transfer any interest in this Contract without the prior written consent of both parties. Should an assignment occur upon mutual written consent, this Contract shall inure to the benefit of and be binding upon the parties hereto and their respective heirs, representatives, successors and assigns.

8. AMENDMENT

This Contract may be amended only with the mutual consent of the parties. All amendments must be in writing and must be approved by the District.

9. GOVERNING LAW & VENUE

This Contract shall be construed in accordance with the laws of the State of Florida. Any dispute arising hereunder is subject to the laws of Florida, venue in Monroe County, Florida. The prevailing party shall be entitled to reasonable attorney's fees and costs incurred as a result of any action or proceeding under this Contract.

10. REPRESENTATIONS, WARRANTIES & DEBARMENT

Contractor represents and warrants to the District, upon execution and throughout the term of this Contract that:

- A) Contractor is not bound by any Contract or arrangement which would preclude it from entering into, or from fully performing the services required under the Contract;
- B) None of the Contractor's agents, employees or officers has ever had his or her professional license or certification in the State of Florida, or of any other jurisdiction, denied, suspended, revoked, terminated and/or voluntarily relinquished under threat of disciplinary action, or restricted in any way;
- C) Contractor has not been convicted of a public entity crime as provided in F.S. §287.133, to wit: A person or affiliate who has been placed on the convicted vendor list following a conviction for public entity crime may not submit a bid, proposal, or rely on a contract to provide any goods or services to a public entity, may not submit a bid, proposal, or reply on a contract with a public entity for the construction or repair of a public building or public work, may not submit bids on leases of real property to public entity, may not be awarded or perform work as a contractor, supplier, subcontractor, or consultant under

a contract with any public entity, and may not transact business with any public entity in excess of the threshold amount provided in Section 287.017, for CATEGORY TWO for a period of 36 months from the date of being placed on the convicted vendor list; and

- D) Contractor and Contractor's agents, employees and officers have, and shall maintain throughout the term of this Contract, all appropriate federal and state licenses and certifications which are required in order for Contractor to perform the functions, assigned to him or her in connection with the provisions of the Contract.
- E) Contractor certifies that, neither the firm nor any person associated therewith in the capacity of owner, partner, director, officer, principal, investigator, project director, manager, auditor, and/or position involving the administration of federal funds:
 - (i) Is not presently debarred, suspended, proposed for debarment, declared ineligible, or voluntarily excluded from covered transactions, as defined in 29 CFR Part 93, Section 98.510, by any federal department or agency;
 - (ii) Has not within a three-year period preceding this certification been convicted of or had a civil judgment rendered against it for: commission of fraud or a criminal offense in connection with obtaining, attempting to obtain, or performing a federal, state, or local government transaction or public contract; violation of federal or state antitrust statutes; or commission of embezzlement, theft, forgery, bribery, falsification or destruction of records, making false statements, or receiving stolen property;
 - (iii) Has not within a three-year period preceding this certification had one or more federal, state, or local government public transactions terminated for cause or default.

11. BILLING

Bills for fees or compensation under this contract shall be submitted in detail sufficient for a proper pre-audit and post-audit thereof. Further, bills for any travel expenses shall be submitted in accordance with Florida Statute §112.061 where applicable.

12. CONTRACT RECORDS RETENTION

Pursuant to Florida Statute 119.0701, Contractor agrees to:

- (a) Keep and maintain public records that ordinarily and necessarily would be required by the District in order to perform the service.
- (b) Upon request from the District's custodian of public records, provide the District with a copy of the requested records or allow the records to be inspected or copied within a reasonable time at a cost that does not exceed the cost provided in this chapter or as otherwise provided by law.
- (c) Ensure that public records that are exempt or confidential and exempt from public records disclosure requirements are not disclosed except as authorized by law for the duration of the contract term and following completion of the contract if the contractor does not transfer the records to the District.
- (d) Upon completion of the contract, transfer, at no cost, to the District all public records in possession of the contractor or keep and maintain public records required by the District to perform the service. If

the contractor transfers all public records to the District upon completion of the contract, the contractor shall destroy any duplicate public records that are exempt or confidential and exempt from public records disclosure requirements. If the contractor keeps and maintains public records upon completion of the contract, the contractor shall meet all applicable requirements for retaining public records. All records stored electronically must be provided to the District, upon request from the District's custodian of public records, in a format that is compatible with the information technology systems of the District.

Failure of Contractor to comply with this section and F.S. §119.0701 may include, but not be limited to, the District holding the contractor in default, termination of the contract or legal action.

IF THE CONTRACTOR HAS QUESTIONS REGARDING THE APPLICATION OF CHAPTER 119, FLORIDA STATUTES, TO THE CONTRACTOR'S DUTY TO PROVIDE PUBLIC RECORDS RELATING TO THIS CONTRACT, CONTACT THE CUSTODIAN OF PUBLIC RECORDS AT: clerk@klfrems.org MAIL TO: KEY LARGO FIRE & EMS DISTRICT, ATTN: CUSTODIAN OF PUBLIC RECORDS, ONE EAST DRIVE, KEY LARGO, FL 33037 OR CALL (305) 394-1719.

13. E-VERIFY

Beginning January 1, 2021, all contractors doing business with the Key Largo Fire & EMS District shall be required to provide proof of enrollment in the E-Verify system. Contractor shall be required to insure compliance with all applicable E-Verify requirements, including screening all employees to verify their work authorization status. If Contractor enters into any contract with a subcontractor, Contractor shall be required to obtain an affidavit from the subcontractor confirming that the subcontractor does not employ, contract with, or subcontract with any person who is not authorized under federal law to be employed in the United States. Contractor shall be required to maintain a copy of said affidavit for the duration of the Contract Term.

14. SEVERABILITY

The parties recognize and agree that should any clause(s) herein be held invalid by a Court of competent jurisdiction, the remaining clauses shall not be affected and shall remain of full force and effect.

14. COUNTERPARTS

This Contract may be executed in one or more counterparts, all of which together shall constitute only one Contract.

15. WAIVER

A waiver by either party of a breach or failure to perform hereunder shall not constitute a waiver of any subsequent breach or failure to perform. Any waiver of insurance requirements as provided by this Contract and/or the policies of the District does not relieve the Contractor of the indemnification provisions contained within this Contract.

16. CAPTIONS

The captions contained herein are used solely for convenience and shall not be deemed to define or limit the provisions of this Contract.

17. ENTIRE CONTRACT

The parties hereto agree that this is the final Contract between the parties and supersedes any and all prior Contracts and/or assurances, be it oral or in writing.

18. NOTICES

All notices required by this Contract, unless otherwise provided herein, by either party to the other shall be in writing, delivered personally, by certified or registered mail, return receipt requested, or by Federal Express or Express Mail, and shall be deemed to have been duly given when delivered personally or when deposited in the United States mail, postage prepaid, addressed as follows:

KLFEMS District:

Board Chair
Key Largo Fire & EMS District
One East Drive
Key Largo, FL 33037

With a copy to District Counsel

Vernis & Bowling of the Florida Keys, P.A.
81990 Overseas Hwy, 3rd Floor
Islamorada, FL 33036

Contractor:

IN WITNESS WHEREOF, the parties have executed this Contract on this ____ day of

_____, _____.

SIGNATURE OF CHAIRPERSON OF THE BOARD

DATE

SIGNATURE OF CONTRACTOR/REPRESENTATIVE

DATE

EXHIBIT A

Design Services Proposal

To: Monroe County Florida	
1100 Simonton Street	
Key West, FL 33040	
Attn: Gaelan Jones	
gjones@florida-law.com	
From: Phillip D. Badalamenti	
Little Red Rooster (Design Professional)	February 1, 2021
22957 Port Royal Lane	Via: E-mail
Summerland Key, FL 33042	LRR Project No.: P20009
RE: Fire Station 24 Expansion – Key Largo, FL	



LITTLE RED ROOSTER
Your Vision • Our Passion

Project Description:

Design Professional will work with the County in development of a specific program of spaces necessary to satisfy the County's objectives for the project. Overall scope for this component of the effort is to work in tandem with Burke Construction Company to create documents and deliverables necessary to support a concurrent budgeting/estimating effort. Upon completion of this scope of services, the County will consider the scope and budget for funds allocation and, if approved, will issue the project for Design/Build proposals, thus the current scope does not include final Stamped & Signed Construction Documents for permitting or construction, nor Construction Administration services. Refer to Stipulations for additional information on deliverables. Design Professional and Structural Engineer will visit the site to review existing conditions prior to start of work. The project consists of a +/- 4,000 sf second story addition to an existing +/- 7,700 sf concrete and CMU fire station facility in Key Largo, FL. The expansion area will be for sleeping quarters and the scope will include vertical circulation via two stairs and likely 1 elevator to upper level. Additional/detailed scope items are as follows:

- Improvements include reconfiguration of lower level to accommodate upper level improvements.
- Upper level expansion including systems documentation necessary to support budgeting.
- Indicate finish types (Interior and exterior) for expansion and modified area(s) of lower level necessary to support budgeting.
- Provide Engineering (MEP/S) at a documentation level appropriate for the project.
- Identify impact relative to the "50% rule" threshold and adjust scope accordingly.

Services:

- Preliminary Services: Code Research, Field Measure and Documentation, Basic programming/schedule of areas.
- Design Services: create 1 option for Client review and comment. Make up to three revisions to obtain design approval to move on to Design Development Phase. Provide exterior 2D renderings for review and comment and revise to match approved design.
- Design Development Documents: Create Architectural and Engineering technical documents to level necessary to support accurate budgeting for the work.
- Bidding: Assist Client with solicitation and review of Contractor proposals and selection. **(NOT IN CONTRACT)**
- Permitting: Submit stamped & signed documents to and obtain plan approval from AHJ. **(NOT IN CONTRACT)**
- Construction Administration: respond to questions, review submittals, and observe construction progress. **(NOT IN CONTRACT)**

Design Services Proposal

Fee:			
Service	Architecture	Engineering (MEP/S)	Total
Preliminary Services	\$2,750.00		\$2,750.00
Design Services	\$6,000.00	\$4,000.00	\$10,000.00
Construction Documents	\$12,400.00	\$9,800.00	\$22,200.00
Bidding	NIC	NIC	NIC
Permitting	NIC	NIC	NIC
Construction Administration	NIC	NIC	NIC
Subtotal	\$21,150.00	\$13,800.00	\$34,950.00

Schedule:	
Phase/Milestone	Estimated Duration
• Preliminary Services	4 weeks
• Design Services	8 weeks
• Design Development Documents	8 weeks
• Bidding	(NOT IN CONTRACT)
• Permitting	(NOT IN CONTRACT)
• Construction	(NOT IN CONTRACT)

Deliverables:
<ul style="list-style-type: none"> • Full Set (A/MEP/S) describing the scope of the improvements as follows: <ul style="list-style-type: none"> ○ Cover Sheet ○ Specifications on drawings ○ Architectural Site Plan ○ Architectural Floor Plans ○ Architectural Reflected Ceiling Plans ○ Architectural Roof Plan ○ Enlarged plans for stair/elevators and for bathrooms. ○ Architectural Interior and Exterior Elevations ○ Architectural Building Sections (1 cross and 1 transverse) ○ Architectural Wall Sections (Limited to quantity necessary to illustrate scope). ○ Architectural Details (Limited) if necessary to illustrate unique conditions. ○ Structural Specifications and design data. ○ Foundation Plan (If required) ○ Framing Plan (If required) ○ Roof Framing Plan ○ Structural Details necessary to support accurate budgeting. ○ Mechanical Specifications ○ Mechanical Plan(s) ○ Electrical Specifications ○ Power/Lighting Plans ○ Plumbing Specifications ○ Sanitary/Plumbing Plans ○ Roof Drainage Plan

Design Services Proposal

Stipulations:	
<ul style="list-style-type: none"> Services will begin upon receipt of signed and dated proposal, deposit amount (if requested). 	
<ul style="list-style-type: none"> Structural Engineer indicates that as the project progresses, they may request a Geotechnical Report. This report is currently not included in the fee. Design Professional will make a request when/if necessary. 	
<ul style="list-style-type: none"> Design Professional's rate is \$135.00/hr. for Architecture and MEP Engineering services. Hourly rates, where indicated in the fee schedule, are in addition to the base fee for the work. 	
<ul style="list-style-type: none"> Hourly rates for Structural Engineering services not included in the fee are \$95.00/hr. for drafting services and \$350.00/hr. for engineering services. 	
<ul style="list-style-type: none"> Lower level modifications limited to areas impacted by new stair access to upper level expansion only if dictated by approved design. Complete renovation/modification of lower level not included. 	
<ul style="list-style-type: none"> 1 set 2D color exterior renderings are included in the fee, plus floor plans and site plan in presentation format. 	
<ul style="list-style-type: none"> Structural design assumes existing structure can support the addition without modifications to existing structure/foundations. 	
<ul style="list-style-type: none"> Electrical and Plumbing engineering assumes existing services are adequate to support the expansion. New service calculations/coordination are not included. 	
<ul style="list-style-type: none"> Mechanical engineering services assume minor lower level modifications to secondary ductwork to accommodate modifications. All new primary and secondary systems are included for upper level. 	
<ul style="list-style-type: none"> Basic interior finish material indications and specifications will be included in the work. 	
<ul style="list-style-type: none"> Civil engineering is not included. 	
<ul style="list-style-type: none"> Landscaping not included. 	
<ul style="list-style-type: none"> IT/Telephone/Technology design not included. Design Professional will provide necessary support for these systems including pathways as necessary to support design/installation of systems by others. 	
<ul style="list-style-type: none"> Fire Alarm/Fire Suppression systems will be specified by performance only. System design and shop drawings are by others. 	
<ul style="list-style-type: none"> Signage design is limited to interior code-required signage only. Comprehensive interior and/or exterior signage design is not included. 	
<p><i>An allowance of up to \$200.00 is included in the fee for expenses incurred in the prosecution of the work such as and delivery, printing, travel, etc. Expenses above \$200.00 aggregate will be billed to client at direct cost.</i></p>	
Deposit:	\$3,500.00

Agreement: Services will begin upon receipt of signed contract, deposit amount if indicated, and any items of information requested in stipulations.			
Design Professional:		Client:	
			
February 1, 2021			
Phillip D. Badalamenti	Date	Signature	Date
President Design Director			
The terms and conditions that follow apply to this agreement.		Printed Name	Title
		Signature above represents authority to sign on behalf of client.	

Design Services Proposal

Terms and Conditions

Additional Provisions

Payments are due within thirty days from date of invoice. Amounts unpaid sixty days from date of invoice shall bear interest based on prime rate prevailing at payment due date.

Services covered in the agreement cover a duration of 24 months from date of agreement. Services extending beyond the designated time period shall be adjusted by the current prime index rate.

This agreement shall be governed and interpreted by the laws of the State of Florida, as if entered into and performed in Florida, without reference to its choice of laws rules.

Termination

Either the client or Design Professional may terminate this agreement at any time with or without cause upon giving the other party five calendar days prior written notice. The client shall within ten calendar days of termination pay Design Professional for all services rendered and all costs incurred up to the date of termination, in accordance with the compensation provisions of this contract.

Standard of Care

In providing services under this agreement, Design Professional will endeavor to perform in a manner consistent with that degree of care and skill ordinarily exercised by members of the same profession currently practicing under similar circumstances. Design Professional will perform its services as expeditiously as is consistent with professional skill and care and the orderly progress of design professional's part of the project. Regardless of any other term or condition of the agreement, Design Professional makes no express or implied warranty of any sort. All warranties, including warranty of merchantability or warranty of fitness for a particular purpose, are expressly disclaimed.

Consequential Damages

Notwithstanding any other provision to the contrary, and to the fullest extent permitted by law, neither the client nor Design Professional shall be liable to the other for any incidental, indirect or consequential damages arising out of or connected in any way to the project or this agreement. This mutual waiver of consequential damages shall include, but not be limited to, loss of use, loss of profit, loss of business or income or any other consequential damages that either party may have incurred from any cause of action whatsoever.

Instruments of Service


The drawings, specifications and other documents, including electronic form prepared by the Design Professional and Design Professional's consultants are instruments of service for use solely with respect to the named project. The Design Professional and consultants are the authors and owners of their respective instruments of service and retain all statutory, common law and reserved rights including copyrights. The instruments of service cannot be reproduced for any purpose other than the named project without the written consent of the Design Professional or Design Professional's consultants.

Mediation

In addition to and prior to arbitration, the parties shall endeavor to settle disputes by mediation in accordance with the Construction Industry Mediation Rules of the American Arbitration Association currently in effect unless the parties mutually agree otherwise. Demand for mediation shall be filed in writing with the other party to this Agreement and with the American Arbitration Association. A demand for mediation shall be made within a reasonable time after the claim, dispute, or other matter in question has arisen. In no event shall the demand for mediation be made after the date when institution of legal or equitable proceedings based on such claim, dispute or other matter in question would be barred by the applicable statute of limitations.

Risk Allocation

Owner and design professional have discussed their risks, rewards, and benefits of the project and the design professional's total fee for services. The risks have been allocated such that the owner agrees that to the fullest extent permitted by law, design professional's total liability to owner for any and all injuries, claims, losses, expenses, damages, or claim expenses arising out of this agreement from any cause or causes shall not exceed the total amount of \$125,000.00 Such causes include, but are not limited to, design professional's negligence, errors, omissions, strict liability, breach of contract or breach of warranty.



STANDARD CONTRACT / PROPOSAL LETTER

Little Red Rooster
22957 Port Royal Lane
Summerland Key, FL 33042

February 1, 2021

Project Name: Key Largo Volunteer Fire Rescue Station No.1
Monroe County
Key Largo, FL

Attention: Mr. Phillip D. Badalamenti

Structures International, Inc. (SII) would be pleased to provide structural engineering services for the above referenced project and wishes to submit the following proposal.


Project Description: The scope of services provided herein is based upon original structural plans by O'Donnell, Naccarato And Mignogna dated 11/21/94. The project has been defined as the addition of one level to the existing structure over the administrative and living areas, totaling approximately 4,000 square feet of new space. The overall construction shall consist of reinforced masonry walls, concrete tie columns and beams, with a concrete roof system TBD.

Scope of Service:

- Conduct (1) one site visit to evaluate existing conditions, and document any concerns related to the structural integrity of the building and feasibility of the propose addition.
- Create design development documents as requested by Owner for analysis of constructability, schedules, and cost estimating. Design documents to include any modifications required to the existing building to bring to current FBC code and safe standards.
- Coordinate via e-mail, conference or video calls as needed with Consultant to provide design input throughout the design process.
- Work product will consists of contract documents, design development level structural plans, submitted on (24"x36") format utilizing AutoCAD.
- Coordinate with Geotechnical Engineer in identifying soil boring locations, if necessary.
- Coordinate with Consultant and Builder to provide design clarifications as needed throughout bidding process.

Client's Responsibilities:

- The Client shall provide full information regarding requirements for the project including a program, which shall set forth the design objectives, constraints, schedules, site requirements, etc. required for this project.
- The Client (or the Owner) shall furnish the services of a Geotechnical Consultant (if required) for the purposes of developing design parameters for the foundation system for this project. This office shall be provided with a copy of the final report issued by the Geotechnical Engineer.
- The Client shall furnish architectural, mechanical, electrical, and plumbing drawings in CAD format.
- The Client shall be responsible for the coordination of the project between the professional consultants.
- The Client shall be responsible for timely responses to Consultant's requests for information.



Fee: The proposed fee for the services presented above shall be **\$7,700.00** as follows:

- Design Development Documents: **\$6,300.00**
- Site Visit (per visit): **\$1,400.00**

Additional services provided by this office shall be billed at hourly rates of \$350.00/hour for engineering time and \$95.00/hour for drafting time. It should be noted that the fee proposed herein is limited to the project as set forth in this proposal as described herein. Any work required by (SII) for services required which are outside the scope of services outlined by this proposal shall be considered additional services and shall be subject to additional fees.

Thank you for the opportunity to provide this proposal to your firm. Should you have any questions regarding the above, please do not hesitate to call this office. I look forward to working with you on this project.

Sincerely,
Structures International, Inc.

A handwritten signature in dark ink, appearing to read 'B. McMichael', is written over a horizontal line.

Brian McMichael
Director of Operations

Accepted by:


Signature

Date:

Printed Name

Title

Please sign and return the accepted form and initial the general conditions, which are a part of the contract.



GENERAL CONDITIONS 1 of 2

PROJECT: Key Largo Volunteer Fire Rescue Station No.1 - Monroe County, Key Largo, FL

Attached to and made part of the proposal dated February 1, 2021 between Little Red Rooster (Client) and Structures International, Inc. (SII) (Consultant) in connection with the above referenced project.

Statements will be issued upon completion of contract documents or the end of each month (if contract document preparation exceeds one month), payable upon receipt, unless otherwise agreed in writing. Client shall notify (SII) within five (5) working days of receipt of invoice should the invoice be found unacceptable. Any invoice for which such notifications are not rendered shall be deemed to be acceptable for purposes of payment by Client.

Interest of 1.5% per month (but not exceeding the maximum rate allowable by law) will be payable on any amounts not paid within 30 days, payment thereafter to be applied first to accrued interest and then to the principal unpaid amount. The Client shall pay any attorney's fees or other costs incurred in collecting any delinquent amount. Express mail shipments, courier service, etc. is not included and will be a reimbursable expense. Sales tax, if applicable, shall be an additional charge to all hourly rates, fees and reimbursable expenses.

In the event payment for an invoice is not made within 30 days, our office reserves the right to notify the Client of our intention to stop work on the project.


Should the normal progress of work be stopped or interrupted for more than five (5) working days, this office will stop work on the project and invoice the Client for those professional services provided to date based upon the percentage of work completed up to that time. Once the project has been "stopped", this office will remove it from the production schedule until such time that a "resume" work order is given. All outstanding invoices shall be paid in full prior to this office commencing work on the project, and the project will be re-inserted into the production schedule queue at that time.

In the event that Client requests termination of the work prior to completion, we reserve the right to complete such analysis and records as necessary to place our files in order and, where considered by us necessary to protect our professional reputation, to complete a report on the work performed to date. A termination charge to cover the cost thereof in an amount not to exceed 30 percent of all charges incurred up to the date of the stoppage of work may, at the discretion of (SII), be applicable.

In the event the Client makes a claim against (SII), at law or otherwise, for any alleged error, omission or other act arising out of the performance of our professional services, and the Client fails to prove such claim, then the Client shall pay all costs, including attorney's fees, incurred by (SII) in defending itself against the claim.

The only warranty or guarantee made by (SII) in connection with the services performed hereunder is that we will use that degree of care and skill ordinarily exercised under similar conditions by reputable members of our profession practicing in the same or similar locality. No other warranty, expressed or implied, is made or intended by our proposal for consulting services, by our furnishing oral or written reports, or by furnishing drawings and specifications.

(SII) will perform the outlined services with reasonable diligence and expediency consistent with sound professional practice. If the project schedule is negatively affected by outside factors such as review by government agencies or reviews by owner, contractor or the Client and his other consultants, the schedule shall be adjusted to give (SII) sufficient time to complete the project accordingly.



GENERAL CONDITIONS 2 of 2

PROJECT: Key Largo Volunteer Fire Rescue Station No.1 - Monroe County, Key Largo, FL

The Client acknowledges that (SII)'s services come before the other consultants services during the construction phase, and agrees to make payments to (SII) accordingly.

The quoted fees are valid for a period of 1 (one) month, unless agreed upon in writing by the Client and (SII). If the project has not started within 1 (one) month of the proposal date or if the project is not substantially completed within a period of 18 (eighteen) months, the fees shall be equitably adjusted.

All work prepared by (SII) is the property of this office and may only be used for its intended use. The Client shall not reuse or make any modification to the instruments of service, without the written authorization form (SII).

This agreement is to be governed by the laws of the State of Florida. The venue for legal action arising out of this agreement shall be exclusively in the Circuit Court in and for Broward County, Florida.

In recognition of the relative risks, rewards and benefits of the project to both the Client and (SII), the risks have been allocated so that the Client agrees that, to the fullest extent permitted by law, total liability of (SII) to the Client, for any and all injuries, claims, losses, expenses or damages arising out of this agreement, from any cause or causes, shall not exceed the total fee or an amount equal to the fees received by (SII). Such causes include, but are not limited to negligence, errors, omissions, strict liability, breach of contract or breach of warranty by (SII). PURSUANT TO FLORIDA STATUTE § 558.035, AN INDIVIDUAL EMPLOYEE OR AGENT OF STRUCTURES INTERNATIONAL, INC MAY NOT BE HELD INDIVIDUALLY LIABLE FOR DAMAGES RESULTING FROM NEGLIGENCE OCCURRING WITHIN THE COURSE AND SCOPE OF PROFESSIONAL SERVICES RENDERED UNDER THIS PROFESSIONAL SERVICES CONTRACT."

Client Initials: _____

Date: _____

EMS Matching Grants 2021

ANNOUNCEMENT: THE FLORIDA EMERGENCY MEDICAL SERVICES (EMS) SECTION WILL ACCEPT MATCHING GRANT APPLICATIONS BEGINNING 8:00 A.M. FRIDAY, OCTOBER 30, 2020, EASTERN DAYLIGHT-SAVING TIME. THE DEADLINE FOR RECEIPT OF APPLICATIONS IS, FRIDAY, FEBRUARY 12, 2021, 3:00 P. M. EASTERN STANDARD TIME.

Applications not received by the deadline will not be reviewed for possible grant funding. The Department reserves the right to fund or not fund any application in the best interest of the State.

You can obtain instructions and the application form at the following [link](#).

Do not use prior application forms.

You may submit your application(s) by email attachment via the following email addresses: EMS@flhealth.gov.

Alternatively, the applications may be either hand delivered (walk-in) or mailed to the addresses listed below. If submitting paper applications, please include the original plus one copy. The Department requests you **NOT** send the same application by both email attachment and paper.

Mailing Address:

EMS Matching Grants
DOH EMS Section, Grants
4052 Bald Cypress Way, A22
Tallahassee, FL 32399-1722

Hand Deliver Address:

EMS Matching Grants
DOH EMS Section, Grants
4042 Bald Cypress Way, 2nd Floor
Tallahassee, FL 32399-1748

Optional: In your application package cover letter, you may request to be, or recommend a person to be, a reviewer of matching grant applications during this grant cycle.

For requests, questions, or assistance you may use the contact information on this web page or query a state EMS staff person.

Special note: Section 401.111, Florida Statutes, requires the state to assist youth athletic organizations that work in conjunction with local EMS, with costs to expand the use of automated external defibrillators. We expect to fund this type of grant request.

County Government EMS Grants 2020 - 2021

This announcement authorizes county governments to request their new annual emergency medical services (EMS) county grant funds. The new funds represent 45 percent of the county's annual deposits

into the state EMS Trust Fund as specified by section 401.113 (1), Florida Statutes. The amount of funds for your county this year is in the Total column in the following link: [County Funds](#)

To obtain the funds, the county must appropriately complete and send to the state: (1) the two-page application form, (2) the Request for Grant Fund Distribution page, and (3) a resolution described in Item number 4 of the application form.

The application package can be accessed at the following link: [County Grant Application](#)

You may send the completed application, with signatures, by **email attachment** to the following email address: EMS@flhealth.gov or to the email address of a state EMS grant staff member.

Alternatively, you may **mail** the completed original application with signatures and **one copy** to: Florida Department of Health, EMS County Grants, 4052 Bald Cypress Way, Mail Bin A 22, Tallahassee, FL 32399-1722.

Deadline: The State EMS Office should receive your completed application by December 16, 2020.



Date: 1-29-21

To: Key Largo Fire Department
1 East Drive
Key Largo, FL 33037

QUOTE # 12921AIR-1

We hereby propose and agree to furnish, after acceptance of this proposal by the Key Largo Fire Department, hereinafter called the BUYER, the following apparatus and equipment:

One (1) Rosenbauer All-Aluminum Light Rescue/Air Truck, Built on a Ford F550 CrewCab chassis per the Rosenbauer components lists previously submitted to the Fire Department.

Apparatus Price : \$ 181,446.00

Discount Provided For Buyer Making a 100% Prepayment within 15 Days after Issuance of Purchase Order and After Receipt of Performance Bond from Rosenbauer: - (5,439.00)

Cost of 100% Performance Bond: + \$741.00

Total Price: \$ 176,748.00

This quote proposal price is presented using the SourceWell Consortium Purchasing Program.

Delivery: The estimated completion time for the completed apparatus is 395 days after receipt of the Buyer's Purchase Order. The quoted completion time is based upon our receipt of all specified materials required to produce the apparatus in a timely manner. The Company cannot be held responsible for delays due to Acts of God, Labor Strikes, or changes in Governmental Regulations that result in delayed delivery to our manufacturing facilities of these specified materials. This delivery estimate is based on the Company receiving complete and accurate paperwork from the Buyer during the pre-construction and construction process, and that no changes take place during the pre-construction, mid-point inspections (if applicable) and final inspections. Changes required or requested by the Buyer during the construction process may be cause for an increase in the number of days required to build said apparatus.

Payment Terms: Final payment for the apparatus shall be made at time of delivery. It is the responsibility of the Buyer to have full payment ready when the apparatus is complete and ready for delivery, or, in the case of a PrePayment made for a discount, the payment be made to Rosenbauer within the time frame specified. Upon delivery of the apparatus by the authorized dealer, Buyer agrees to provide all liability and physical damage insurance. It is further agreed that if on delivery and test, any defects should develop, the Company shall be given reasonable time to correct same.

The amount in this proposal shall remain firm for a period of 45 days from the date of same.

Respectfully Submitted,

**Rosenbauer South Dakota, LLC
100 Third Street
PO Box 57
Lyons, SD 57041
605.543.5591**

[www. rosenbaueramerica.com](http://www.rosenbaueramerica.com)



DEALER: Innovative Fire Rescue Group, LLC - Ocala, FL

DEALER REPRESENTATIVE: Phil Lincoln- Director of Sales

BUYER: We accept the above proposal with signature below.

_____ Title _____

Date _____

Rosenbauer South Dakota, LLC
100 Third Street
PO Box 57
Lyons, SD 57041
605.543.5591
[www. rosenbaueramerica.com](http://www.rosenbaueramerica.com)

item #	Description	Qty	Rescue Body	
			Ceiling Price	Extended
	Proposed Sourcewell Rosenbauer Rescue body spec Sheet 11		\$150,122.00	\$150,122.00

The following is items deleted from Rosenbauer/ Sourcewell proposed specifications - Fire Department specs compared with Recue Body sheet 11, pricing is from optional body pricing sheet 14.

51 Flange, Chrome, Wrn Lt, Whln, M6, Ea	10	\$357.00
108 Ball Stop, Cable, Orange	1	\$58.80
603 Jct Box, Holder, Brushed Alum	1	\$113.40
624 Cable Rcptcl, 120V L5-20R, 3-Prong, Twst Lck	1	\$115.50
954 Roller Assy, Cable Reel, 4-Way, SS Rollers	1	\$147.00
968 Cmpt Lt, Wall, OSS Access, 30" LED Tube Lt, (1) Ea Cmpt	2	\$298.20
1026 Mnls, Bdy Complete, 1 Set Printed w/CD	1	\$154.35
1068 Paint, Chs Whls, Sngl Axle (Outer Only)	1	\$154.35
1158 Wrn Lt, Drvr, Whelen, 900 Red LED, Color Lens, Ea	3	\$488.25
1159 Wrn Lt, Offcr, Whelen, 900 Red LED, Color Lens, Ea	3	\$488.25
1278 Wrn Lt, Drvr, Whelen, M6, Red LED, Color Lens, Ea	1	\$174.30
1279 Wrn Lt, Offcr, Whelen, M6, Red LED, Color Lens, Ea	7	\$1,220.10
1359 Shelf, Adjust, Alum 3/16"	6	\$1,077.30
1638 Bdy Trim, Frnt Cmpt, Ht of Side Cmpts, Alum T/P	1	\$204.75
1789 Rr Step, NWI Rescue Bdy, Bolt-On, 12"	1	\$215.25
1896 Gnrtr, Hyd, Engage By PTO Swtch in Cab	1	\$218.40
2019 Display, Bar Graph, Sngl Battery Bank 091-199-001	1	\$232.05
2149 Cmpt Lt, Wall, OSS Access, 54" LED Tube Lt, (1) Ea Cmpt	5	\$1,218.00
2240 Lt, Engine Cmpt, 12 Volt LED, w/Switch	1	\$253.05
2283 Cable Reel Lctn, Left Side, Ahd Rr Whls Cmpt, Lwr	1	\$256.20
2377 Gnrtr Mtg, Front of Hosebed	1	\$263.55
2621 Air Horn Cntrl, Driver, Horn Ring, Air/Elec	1	\$283.50
2682 Tow Plates (2), Rr Frame Rail, Under Step	1	\$290.85
2788 Ground Lts, Mid Bdy, LED, Pair	1	\$300.30
2789 Ground Lts, Rr Step, LED, Pair	1	\$300.30
3069 Wrn Lts, Whelen, Uppr Wing, (2) M6 LED	1	\$327.60

3072 Wrn Lts, Whelen, Inbrd Warn Lt, (2) M6 LED	1	\$327.60
3143 Wrn Lts, Whelen, Intrsct (2) M6 LED	1	\$327.60
3187 Wrn Lts, Whelen, Uppr Mid Chassis (2) ION LED	1	\$327.60
3233 Wrn Lts, Whelen, Low Mid Bdy (2) M6 LED	1	\$327.60
3264 Wrn Lts, Whelen, Low Rr Side (2) M6 LED	1	\$327.60
3294 Wrn Lts, Whelen, Upper Side Front (2) #900 S LED	1	\$327.60
3333 Wrn Lts, Whelen, Upper Rr (2) #900 S LED	1	\$327.60
3376 Wrn Lts, Whelen, Low Rr (2) M6 LED	1	\$327.60
3504 Swtch Panel, Cab Dash	1	\$347.55
3646 Stripe, Sngl Reflective, 4", Straight Design	1	\$366.45
3945 Lt Tower Mtg, Hrzntl, Top of Apparatus Bdy	1	\$400.05
4565 Spkr, F-S Dynamax, ES100C 100 Watt	1	\$488.25
4663 Siren, Elect, Code 3 3692 V-Con	1	\$509.25
4788 Lettering, 4" Mylar Gold Leaf, 50 Letters	1	\$542.85
4856 Cable, Elec, 120V, 200' 10/3 Ylw	1	\$561.75
5092 Pull-Out Drop-Down Tray, 250#	4	\$2,448.60
5238 Air Horns, (2) Rcscd, One Ea Side Bumper, 24.5" Stuttertone, Chrome	1	\$644.70
5619 Compt Finish, Spatter Coat, Up to 6 Compts	1	\$745.50
5706 Slide Tray, 500#, Alum 3/16", EZ Slide	1	\$1,549.80
5838 Whl Chocks Pair Zico #SAC-44 Fldg w/ Mts	1	\$809.55
6158 Warranty, Subframe, 10 Year Alum	1	\$905.10
6319 Lt Tower Mtg, Facade Enc Guard, Pntd	1	\$927.15
7109 Rr Cntr - Full Ht Comp't - Roll Up Dr - Natural Finish	1	\$1,148.70
7244 Bdy Const - Rosenbauer Rescue - 3/16" Frmd Alum - Sngl Axl	1	\$1,187.55
7451 Access Ladder, Rosenbauer EZ Climb, Left Rr	1	\$1,234.80
7886 Jct Box, Woodhead, (4)120V 5-15R SB, L5-20P Pgtl, Ylw	1	\$1,365.00
7975 Bdy, Rescue, 101"	1	\$1,392.30
7989 Bhnd Rr Whls - Full Ht Comp't - Roll Up Dr - Painted	1	\$1,396.50
7996 Upr Hgh Sde - Sgle Comp't - Roll Up Dr - Painted	1	\$1,398.60
7997 Bhnd Rr Whls - Full Ht Comp't - Roll Up Dr - Painted	1	\$1,398.60
8453 Cable Reel, Hannay ECR1600, Elec Rwnd, 120V 50A 3 Wire	1	\$1,495.20
8615 Circuit Breaker Box, 16 to 25KW, 1 PH	1	\$1,541.40
9116 Stripe, Reflective 3M, Chevron Pattern Entire Rr Red/Yellow	1	\$1,701.00
10021 Upr Hgh Sde - Sgle Comp't -Roll Up Dr - Painted	1	\$2,009.70

10026 Battery Chrgr/Comp, KUSS, Pump Plus 1200 091-187-12-R-B1	1	\$2,010.75	
11123 Ahd Rr Whls - Full Ht Trans Comp't - Roll Up Dr - Painted	1	\$2,492.70	
11127 Ahd Rr Whls - Full Ht Trans Comp't - Roll Up Dr - Painted	1	\$2,492.70	
11213 Lt Bar, Whelen, Ultra Freedom IV, #F4N7QLED, LED, 72"	1	\$2,558.85	
12929 Bdy Paint, Sgl Axle NWI Rescue, No Roof Cmpts, Sngl Color	1	\$6,665.40	
13987 Gnrtr, Onan Hyd, 15KW, 60Hz, 120/240V, 1 PH CMHG	1	\$22,420.65	
14056 Lt Tower, WB, 15' Hrzntl (6)-1500W Qtz, FRC Opti, Dual Tilt, NS4.5-9000OPT	1	\$24,064.95	
Total of Deleted Items		\$103,053.30	-\$103,053.30

Options added to match Fire Department specifications- pricing from Body sheet Optional

Body Sheet pricing - sheet 14

33 Dr Strap, EZ-Pull Down, Ea	7	\$191.10	
95 Label, Indicating Number of Seats	1	\$53.55	
156 Dr Seals, Install Cstmer Frnshd	2	\$130.20	
166 Strap, Equipment Securement	1	\$68.25	
319 Wrn Lt, Drvr, Whelen, LINZ6, Red LED, Clear Lens, Ea	5	\$451.50	
320 Wrn Lt, Offcr, Whelen, LINZ6, Red LED, Clear Lens, Ea	5	\$451.50	
333 Exhaust Heat Shield, Under Bdy Cmpts	1	\$92.40	
393 Fire Extngshr Module, Brushed Alum, Ea	1	\$203.70	
499 Scene Lt Swtch , Front Scene Lts, Cab Switch Panel	1	\$109.20	
502 Scene Lt Swtch , All Lts, Cab Switch Panel	1	\$109.20	
846 Scene Lt Swtch , Rr Scene Lts, Auto w/ Reverse	1	\$136.50	
1400 Dr Open/Hazard Wrn Lt, Flashing LED Whelen OS (OSROOFCR)	1	\$181.65	
1401 Wrn Lt, Drvr, Whelen, 600 Split Amber/Red LED, Clear Lens, Ea	1	\$181.65	
1402 Wrn Lt, Offcr, Whelen, 600 Split Amber/Red LED, Clear Lens, Ea	1	\$181.65	
1414 Reflective Stripe Material, Black	1	\$181.65	
1430 Rr Step, NWI Rescue Bdy, Bolt-On, 8"	1	\$184.80	
1522 Surface Mt Awning, Left Side Upper Bdy, Up To 18'	1	\$193.20	
1849 12V Dual USB Power Outlet, 5V 2.1A Output, Center Console	1	\$218.40	
1942 Tail Lt Bezel, 3 Lts (Pair)	1	\$225.75	
2528 Wrn Lt, Drvr, Whelen, M9, Red LED, Clear Lens, Ea	1	\$275.10	
2529 Wrn Lt, Offcr, Whelen, M9, Red LED, Clear Lens, Ea	1	\$275.10	
2631 Ground Lts, Rr Step, LED, Whelen 3SC0CDCR, Pair	1	\$283.50	
2632 Ground Lts, Bhnd Rr Wheels, LED, Whelen 3SC0CDCR, Pair	1	\$283.50	

2655 SCBA Mntg Brkt, Zico, 45 Minute, Non Riding	2	\$571.20
2900 Bdy Trim, Cmpt Frnts, Ht of Side Cmpts, Pntd Finish	1	\$310.80
3065 Wrn Lts, Whelen, Low Frnt, (2) M7 LED	1	\$327.60
3144 Wrn Lts, Whelen, Intrsct (2) LINZ6 LED	2	\$655.20
3234 Wrn Lts, Whelen, Low Mid Bdy (2) LINZ6 LED	1	\$655.20
3266 Wrn Lts, Whelen, Low Rr Side (2) LINZ6 LED	1	\$327.60
3295 Wrn Lts, Whelen, Upper Side Front (2) M6 LED	1	\$327.60
3314 Wrn Lts, Whelen, Upper Side Rr (2) M6 LED	1	\$327.60
3335 Wrn Lts, Whelen, Upper Rr (2) M9 LED	1	\$327.60
3374 Wrn Lts, Whelen, Low Rr (2) #600 S-LED	1	\$327.60
3439 Shelf, Adjust, Alum 1/8"	2	\$672.00
3945 Lt Tower Mtg, Hrzntl, Top of Apparatus Bdy	1	\$400.05
4051 Battery/Ign Swtch, Mstr Disconnect, Comm, Ford F550	1	\$411.60
4076 Stripe, Reflective, Cab Door Interiors, Chevron Red/Yellow	1	\$417.90
4189 Cmpt Finish, Swirl, Up to 8 Cmpts	1	\$430.50
4197 Spkr, Whelen SA315P, 100 Watt	1	\$431.55
4246 Cmpt Lt, Wall, ROM,V3 LED Track Lt, (2) Ea Cmpt	7	\$3,078.25
4488 Ground Lts, Cab, 4-Dr, LED, Whelen 3SC0CDCR Four	1	\$472.50
4585 Rear Step Finish , Line-X Black, Ea	1	\$490.35
4595 Scene Lt, Whelen, M6ZC LED, W/Chr. trim ring	6	\$2,973.60
5586 Siren, Elect, Whelen 295SL100	1	\$736.05
5663 "Nerf" Bars 4-Dr Ford "F" Series - Blk Finish	1	\$762.30
5993 Swtch Panel/Elecal Console, Btwn Cab Seats, Pntd	1	\$866.25
6351 Lettering, 4" Scotchlite Reflect, 75 Letters	1	\$936.60
7173 SCBA Bttl Rck, Frmd Alum, (18) Units	1	\$1,167.60
7243 Bdy Const - Rosenbauer Mini Rescue - 3/16" Frmd Alum - Sngl Axl	1	\$1,187.55
7247 Upr Hgh Sde - Sngl Comp't - Roll Up Door - Natural Finish	1	\$1,189.65
8151 Traffic Arrow Lt, Whelen, 46.82" 500 Series 5MM LED, TAL85	1	\$1,433.25
8451 Stripe, Reflective, Oralite V98, Chevron Pattern Entire Rr Red/Yellow	1	\$1,494.15
8592 Bhnd Rr Whls - Full Ht Comp't - Roll Up Door - Natural Finish	1	\$1,535.10
8595 Bhnd Rr Whls - Full Ht Comp't - Roll Up Door - Natural Finish	1	\$1,535.10
8598 Ahd Rr Whls - Full Ht Comp't - Roll Up Door - Natural Finish	1	\$1,535.10
8717 Bhnd Rr Whls - Full Ht Comp't - Roll Up Dr - Natural Finish	1	\$1,582.35
8830 Lt Bar Whelen JEONFPA NFPA Justice Series Super LED 62" Long	1	\$1,626.45

9348 Upr Hgh Sde - Sgle Comp't - Roll Up Dr - Natural Finish	1	\$1,788.15	
10690 Ahd Rr Whls - Full Ht Comp't - Roll Up Dr - Natural Finish	1	\$2,290.05	
10706 Rr Cntr - Full Ht Comp't - Roll Up Dr - Natural Finish	1	\$2,297.40	
11022 Top of Body - SA Rescue - Lvl 1 Finish , Line-X Black, Ea	1	\$2,450.70	
11449 Awning, Rollout, Mnl, Up to 14'	1	\$2,798.25	
11700 Bdy Paint, Mini Pumper/Rescue - Sngl Color	1	\$3,011.40	
11892 Warranty, Bdy, Alum, 10 Years	1	\$3,229.80	
12541 Four (4) Bttl Panel	1	\$4,807.95	
12633 Delivery (1501 to 1750 miles)	1	\$5,245.80	
13270 SCBA Fill Enclsr, BAS Spacesaver,M2792M, 2 btls, Vrtcl	1	\$9,416.40	
13643 Lt Tower, WB, NS Chief (2)-150W LED12V, Whln Pioneer PCP2 NS1.8-300-2 (Spt/Fld)	1	\$15,859.20	
Special Fldlt, Fire Tech, FT-B-46-B, 19,008 Lumens, L-Foot Bracket, BLACK	1	\$2,656.96	
Special S.O.R. / Handrails, Rr Step, Vert, 30", ONE	1	\$78.00	
Special Manuals, Body Complete, Digital Copy	1	\$188.48	
Special Technical Drawings, Representative Drawings (4-View)(Left/Right/Rear/Front)	1	\$256.88	
Special Dr Roll Up, Drip Pans, Alum	1	\$270.56	
Special S.O.R. / Lower Zone Side/Rear Warning Light Deactivation Switch in Cab	1	\$224.40	
Special S.O.R. / FIXED SHELF, 1/8" ALUM, FULL WIDTH OF L1 X 40" DEEP	1	\$297.60	
Special S.O.R. / Lettering, 8-12" Scotchlite Reflect, 10 letters	1	\$344.40	
Special NFPA Standing / Walking Surfaces Yellow Safety Tape (NFPA 15.7.1.6)	1	\$541.12	
Special In Process Photos	1	\$615.60	
Special S.O.R. / Paint, Chs Whls, Sngl Axle (All)	1	\$514.80	
Special S.O.R. / Stripe, Triple Reflective, 1/2" X 6" X 1/2" Large Hockey Stick Style Pa	1	\$998.40	
Special S.O.R. / SlideMaster Tray, 300#, 60" LONG, UP TO 44" WIDE (SM3-LP)	1	\$1,128.00	
Special S.O.R. / Slidemaster Tool Board, 300#Alum 3/16" (1/2 Depth), Full Extension (SM3	1	\$1,017.60	
Special S.O.R. / Folding Chair Storage Module, Full Wdth of L1 x 40"D x 22"H w/Hrzntl Di	1	\$1,393.60	
Special Cmpt Dpth, Rescue Bdy, Transverse	1	\$2,462.40	
Special S.O.R. / Air Cylndr Rack, 8Vssls/Cylndrs, Hrzntl	1	\$2,628.00	
Total of added optional items.		\$104,998.75	\$104,998.75
Total Ceiling Price of Rosenbauer rescue body.			

Chassis pricing taken from Sheet 19 - Commercial Chassis



Key Largo, FL price comparison



Ford 550, 4 door, 4X4, Powerstroke, Automatic Transmission, Crew Cab, 19500 GVW, 60" Cab 48 to Axle	\$67,480.35	
Deleted Options to match Fire Department Specifications	\$13,955.35	
	\$53,525.00	<u>\$53,525.00</u>
Total Rosenbauer/Sourcewell Ceiling price		\$205,592.45

KEY LARGO FIRE RESCUE AND EMS DISTRICT
FY 2021-2026
OPERATING BUDGET DETAILS - AMBULANCE CORP

Department: 1300 Key Largo Volunteer Ambulance Corp with 3rd Rescue
Exp Transaction Code 526 (except as indicated below)

CPI Escalation 102%

Acct #	Computation / Explanation	FY2022	FY2023	FY2024	FY2025	FY2026
120	Regular Salaries & Wages:					
.01	Administrative (1 Position) 2.5% Increase & unused vacation	46,458	48,546	50,634	52,722	54,810
.02	Paramedic Payroll	615,460	736,066	878,230	976,679	1,056,701
	Less: EMS Income Applied to Offset Reimbursement	(200,000)	(225,000)	(250,000)	(275,000)	(300,000)
	Total Paramedic Payroll Reimbursement	415,460	511,066	628,230	701,679	756,701
	Total Regular Salaries & Wages	461,918	559,612	678,864	754,401	811,511
121	Volunteer Pay: Volunteer Reimbursement - Includes \$500 per month for Deputy Chief of Administration	180,000	185,000	185,000	190,000	190,000
140	Overtime Wages 3% increase	63,325	88,223	107,613	124,908	141,388
210	Employer Payroll Taxes @ 7.65% of Full Time Wages and Volunteer Pay	69,251	80,924	93,443	102,840	110,382
220	Retirement Contributions - 401K	3,500	4,000	4,250	4,500	5,000
230	Benefits for 5 full-time medics (up to \$500 per mo. each FT emp. for health plus 6% increase)	75,900	89,700	103,500	117,300	124,200
240	Worker's Compensation	30,145	35,226	40,675	44,765	48,049
250	Unemployment Tax	300	325	350	375	400
312	Professional Services: Medical Director, etc.					
.02	Medical Director	18,727	19,102	19,484	19,874	20,271
.03	Background Checks, drug testing	780	796	812	828	845
.04	Other - Grant Writing	2,081	2,123	2,165	2,208	2,252
	Total Professional Services	21,588	22,021	22,461	22,910	23,368
320	Accounting and Financial Services	11,444	11,673	11,906	12,144	12,387
400	Travel & Per Diem - Training, Seminars, Meetings	41,616	42,448	43,297	44,163	45,046
410	Station Phone Services: (4 phone & 2 fax lines), DSL/Internet, Wireless Air Cards for laptops in trucks	10,924	11,142	11,365	11,592	11,824
411	Advertising	416	424	432	441	450

KEY LARGO FIRE RESCUE AND EMS DISTRICT
FY 2021-2026
OPERATING BUDGET DETAILS - AMBULANCE CORP

Department: 1300 Key Largo Volunteer Ambulance Corp with 3rd Rescue
Exp Transaction Code 526 (except as indicated below)

CPI Escalation 102%

Acct #	Computation / Explanation	FY2022	FY2023	FY2024	FY2025	FY2026
412	Postage & Freight	364	371	378	386	394
430	Utilities					
.05	Electric & Propane	11,965	12,204	12,448	12,697	12,951
.06	Water	3,329	3,396	3,464	3,533	3,604
	<i>Total Utilities</i>	15,294	15,600	15,912	16,230	16,555
440	Rental Equipment - O2 rental bottles, etc.	4,682	4,776	4,872	4,969	5,068
450	Insurance & Risk Management					
	Fire/Wind/Flood	34,767	35,462	36,171	36,894	37,632
	Auto & Umbrella	10,566	10,777	10,993	11,213	11,437
	Disability Insurance (All Members) -	3,641	3,714	3,788	3,864	3,941
	<i>Total Insurance & Risk Management</i>	48,974	49,953	50,952	51,971	53,010
460	Repair & Maintenance: Equipment	42,917	43,775	44,651	45,544	46,455
461	Repair & Maintenance: Buildings	26,010	26,530	27,061	27,602	28,154
462	Repair & Maintenance: Vehicles	26,010	26,530	27,061	27,602	28,154
470	Printing and Binding	1,301	1,327	1,354	1,381	1,409
490	General Departmental: Miscellaneous Expenses					
.08	Computer R&M	6,242	6,367	6,494	6,624	6,756
.10	Employee Assistance Program (program through AETNA approx. \$2 per month per member)	1,144	1,167	1,190	1,214	1,238
.12	Membership & Retention	2,601	2,653	2,706	2,760	2,815
.14	Key Largo Wastewater District Assessment	-	-	-	-	-
	<i>Total General Departmental</i>	9,987	10,187	10,390	10,598	10,809

KEY LARGO FIRE RESCUE AND EMS DISTRICT
FY 2021-2026
OPERATING BUDGET DETAILS - AMBULANCE CORP

Department: 1300 Key Largo Volunteer Ambulance Corp with 3rd Rescue
Exp Transaction Code 526 (except as indicated below)

CPI Escalation 102%

Acct #	Computation / Explanation	FY2022	FY2023	FY2024	FY2025	FY2026
491	Training - Instructor Fees, Education					
.07	ACLS/PALS (taught in alternating years)	1,561	1,592	1,624	1,656	1,689
.08	ClinCon or EMS Expo	1,831	1,868	1,905	1,943	1,982
.10	Misc. Training/Books & pig tracheas	936	955	974	993	1,013
.15	Handtevy Pals class	1,821	1,857	1,894	1,932	1,971
.25	Advanced Airway Management	2,497	2,547	2,598	2,650	2,703
.30	ACS with 12-lead	2,497	2,547	2,598	2,650	2,703
.40	Advanced Stroke Life Support	2,497	2,547	2,598	2,650	2,703
.50	Florida Mass Casualty Triage on-line course	936	955	974	993	1,013
	<i>Total Training</i>	14,576	14,868	15,165	15,467	15,777
510	Office Supplies	2,601	2,653	2,706	2,760	2,815
520	Operating Supplies					
.09	Station Supplies: Ambulance & Building	10,144	10,347	10,554	10,765	10,980
.10	Medical Supplies: Bandages/First Aid/Drip Sets	54,101	55,183	56,287	57,413	58,561
.11	Uniforms, Clothing and Apparel, Membership Supplies	4,682	4,776	4,872	4,969	5,068
.12	Small Tools: 8 new Minitor VI pagers @ \$535 + \$500 for other tools	4,974	5,073	5,174	5,277	5,383
	<i>Total Operating Supplies</i>	73,901	75,379	76,887	78,424	79,992
522	Fuel: Diesel	14,566	14,857	15,154	15,457	15,766
524	Medicine & Drugs : Supplies: Medicine & Controlled Substances	22,889	23,347	23,814	24,290	24,776
	Narcan to Community	624	636	649	662	675
	<i>Total Medicine & Drugs</i>	23,513	23,983	24,463	24,952	25,451
540	Dues, Subscriptions and Publications	468	477	487	497	507

Total Operating Budget \$ 1,275,491 \$ 1,441,984 \$ 1,620,649 \$ 1,754,179 \$ 1,854,321

KEY LARGO FIRE RESCUE AND EMS DISTRICT
FY 2021-2026
CAPITAL BUDGET DETAILS - AMBULANCE CORP

Capital Item	FY2022	FY2023	FY2024	FY2025	FY2026
Vehicle - Type I Ambulance	238,703	-	-	254,218	258,000
Toughbook for third rescue	4,000	-	-	-	-
ECG monitor.defibrillators	-	40,000	-	-	40,000
Renovate upstairs kitchen		35,000	-	-	-
Replace ceiling tiles in upstairs kitchen and classroom	3,000	-	-	-	-
Repave parking lots	-	-	35,000		-
Replace floors in upstairs kitchen and classroom	-	-	45,000		-
ALS training simulation maniquin & equipment	-	28,000	45,000		-
Renovate upstairs bathrooms	-	-	25,000		-
Total Capital Budget	\$ 245,703	\$ 103,000	\$ 150,000	\$ 254,218	\$ 298,000

Total Budget \$ 1,521,194 \$ 1,544,984 \$ 1,770,649 \$ 2,008,397 \$ 2,152,321

KL EMS Paid Personnel hourly rates - FY 21/22 converting two part time positions to full time and adding two part time plus adding six full time for third Rescue

	old hourly rate	Step Raise	Officer Pay	New hourly rate	Average Weekly Hours	Base Annual Salary	Inc. sick & Vacation Base Pay Annual	Holiday Pay 6 days at 8 hrs ea.	Total Annual Salary
Admin/Office	\$ 21.50	\$ 0.75		\$ 22.25	40	2080	\$ 46,280.00	\$ 178.00	\$ 46,458.00
Bock, Don	\$ 19.65	\$ 0.75		\$ 20.40	24	1248	\$ 25,459.20	\$ 163.20	\$ 25,622.40
Castro, Luis	\$ 15.81	\$ 0.75		\$ 16.56	24	1248	\$ 20,666.88	\$ 132.48	\$ 20,799.36
Chrafardin, Ray	\$ 15.95	\$ 0.75		\$ 16.70	48	2496	\$ 41,683.20	\$ 133.60	\$ 41,816.80
Cruciger, Dave	\$ 17.91	\$ 0.75		\$ 18.66	18	936	\$ 17,465.76	\$ 149.28	\$ 17,615.04
Elmore, Alyssa	\$ 15.95	\$ 0.75		\$ 16.70	24	1248	\$ 20,841.60	\$ 133.60	\$ 20,975.20
Hill, Matthew	\$ 15.50	\$ 0.75		\$ 16.25	24	1248	\$ 20,280.00	\$ 130.00	\$ 20,410.00
Oporta, Ozzie	\$ 16.57	\$ 0.75		\$ 17.32	18	936	\$ 16,211.52	\$ 138.56	\$ 16,350.08
Perez, Roxana	\$ 16.57	\$ 0.75	10%	\$ 19.05	48	2496	\$ 47,553.79	\$ 152.42	\$ 47,706.21
Pinzon, Oscar	\$ 16.57	\$ 0.75		\$ 17.32	48	2496	\$ 43,230.72	\$ 138.56	\$ 43,369.28
Schussheim, Adam	\$ 16.89	\$ 0.75	10%	\$ 19.40	48	2496	\$ 48,432.38	\$ 155.23	\$ 48,587.62
Tuero, Luis	\$ 15.95	\$ 0.75	5%	\$ 17.54	48	2496	\$ 43,767.36	\$ 140.28	\$ 43,907.64
New FY 21-22	\$ 15.30	\$ -		\$ 15.30	24	1248	\$ 19,094.40	\$ 122.40	\$ 19,216.80
New FY 21-22	\$ 15.30	\$ -		\$ 15.30	24	1248	\$ 19,094.40	\$ 122.40	\$ 19,216.80
New - 3rd Rescue	\$ 15.30	\$ -		\$ 15.30	48	2496	\$ 38,188.80	\$ 122.40	\$ 38,311.20
New - 3rd Rescue	\$ 15.30	\$ -		\$ 15.30	48	2496	\$ 38,188.80	\$ 122.40	\$ 38,311.20
New - 3rd Rescue	\$ 15.30	\$ -		\$ 15.30	48	2496	\$ 38,188.80	\$ 122.40	\$ 38,311.20
New - 3rd Rescue	\$ 15.30	\$ -		\$ 15.30	48	2496	\$ 38,188.80	\$ 122.40	\$ 38,311.20

KL EMS Paid Personnel hourly rates - FY 21/22 converting two part time positions to full time and adding two part time plus adding six full time for third Rescue

	old hourly rate	Step Raise	Officer Pay	New hourly rate	Average Weekly Hours	Base Annual Salary Hours	Inc. sick & Vacation Base Pay Annual	Holiday Pay 6 days at 8 hrs ea.	Total Annual Salary
New - 3rd Rescue	\$ 15.30	\$ -		\$ 15.30	48	2496	\$ 38,188.80	\$ 122.40	\$ 38,311.20
New - 3rd Rescue	\$ 15.30	\$ -		\$ 15.30	48	2496	\$ 38,188.80	\$ 122.40	\$ 38,311.20
			Average hourly wage:	\$ 16.75	708		\$ 612,914.02		
	OT = 2520 x \$16.75 x 1.5 =		\$ 63,325.15			With Admin/Office wages	\$ 659,194.02		\$ 661,918.42

EMS wages FY 22/23 which includes converting two part time to full time and adding two part time positions plus six full time for third Rescue

[illegible]

EMS wages FY 22/23 which includes converting two part time to full time and adding two part time positions plus six full time for third Rescue

old hourly rate	Step Raise	Officer Pay	New hourly rate	Average Weekly Hours	Base Annual Salary Hours	Inc. sick & Vacation Base Pay Annual	Holiday Pay 6 days at 8 hrs ea.	Total Annual Salary
		Average hourly wage:	\$ 17.53	804		\$ 733,121.38		
					With Admin/Office wages	\$ 781,481.38		\$ 784,611.66
		OT = 3356 x \$17.53 x 1.5 =	\$ 88,223.49					

EMS wages FY 23/24 which includes converting two part time to full time and adding two part time positions plus six full time for third Rescue

	old hourly rate		Step Raise	Officer Pay	New hourly rate		Average Weekly Hours	Base Annual Salary Hours	Inc. sick & Vacation Base Pay Annual	Holiday Pay 6 days at 8 hrs ea.	Total Annual Salary
Admin/Office	\$	23.25	\$ 1.00		\$	24.25	40	2080	\$ 50,440.00	\$ 194.00	\$ 50,634.00
Bock, Don	\$	22.40	\$ 1.00		\$	23.40	24	1248	\$ 29,203.20	\$ 187.20	\$ 29,390.40
Castro, Luis	\$	18.56	\$ 1.00		\$	19.56	24	1248	\$ 24,410.88	\$ 156.48	\$ 24,567.36
Chrafardin, Ray	\$	18.70	\$ 1.00		\$	19.70	48	2496	\$ 49,171.20	\$ 157.60	\$ 49,328.80
Cruciger, Dave	\$	20.66	\$ 1.00		\$	21.66	18	936	\$ 20,273.76	\$ 173.28	\$ 20,447.04
Elmore, Alyssa	\$	18.70	\$ 1.00		\$	19.70	48	2496	\$ 49,171.20	\$ 157.60	\$ 49,328.80
Hill, Matthew	\$	18.25	\$ 1.00		\$	19.25	48	2496	\$ 48,048.00	\$ 154.00	\$ 48,202.00
Oporta, Ozzie	\$	19.32	\$ 1.00		\$	20.32	48	2496	\$ 50,718.72	\$ 162.56	\$ 50,881.28
Perez, Roxana	\$	18.32	\$ 1.00	10%	\$	21.25	48	2496	\$ 53,044.99	\$ 170.02	\$ 53,215.01
Pinzon, Oscar	\$	18.32	\$ 1.00		\$	19.32	48	2496	\$ 48,222.72	\$ 154.56	\$ 48,377.28
Schussheim, Adam	\$	18.64	\$ 1.00	10%	\$	21.60	48	2496	\$ 53,923.58	\$ 172.83	\$ 54,096.42
Tuero, Luis	\$	17.70	\$ 1.00	10%	\$	20.57	48	2496	\$ 51,342.72	\$ 164.56	\$ 51,507.28
New FY 21-22	\$	15.30	\$ 0.75		\$	16.05	48	2496	\$ 40,060.80	\$ 128.40	\$ 40,189.20
New FY 21-22	\$	15.30	\$ 0.75		\$	16.05	24	1248	\$ 20,030.40	\$ 128.40	\$ 20,158.80
New FY 22-23	\$	15.30	\$ 0.50		\$	15.80	24	1248	\$ 19,718.40	\$ 126.40	\$ 19,844.80
New FY 22-23	\$	15.30	\$ 0.50		\$	15.80	24	1248	\$ 19,718.40	\$ 126.40	\$ 19,844.80
New FY 23-24	\$	15.50	\$ -		\$	15.50	24	1248	\$ 19,344.00	\$ 124.00	\$ 19,468.00
New FY 23-24	\$	15.50	\$ -		\$	15.50	24	1248	\$ 19,344.00	\$ 124.00	\$ 19,468.00
New - 3rd Rescue	\$	16.55	\$ 0.75		\$	17.30	48	2496	\$ 43,180.80	\$ 138.40	\$ 43,319.20
New - 3rd Rescue	\$	16.55	\$ 0.75		\$	17.30	48	2496	\$ 43,180.80	\$ 138.40	\$ 43,319.20

EMS wages FY 23/24 which includes converting two part time to full time and adding two part time positions plus six full time for third Rescue

	old hourly rate	Step Raise	Officer Pay	New hourly rate	Average Weekly Hours	Base Annual Salary Hours	Inc. sick & Vacation Base Pay Annual	Holiday Pay 6 days at 8 hrs ea.	Total Annual Salary
New - 3rd Rescue	\$ 16.55	\$ 0.75		\$ 17.30	48	2496	\$ 43,180.80	\$ 138.40	\$ 43,319.20
New - 3rd Rescue	\$ 16.55	\$ 0.75		\$ 17.30	48	2496	\$ 43,180.80	\$ 138.40	\$ 43,319.20
New - 3rd Rescue	\$ 16.55	\$ 0.75		\$ 17.30	48	2496	\$ 43,180.80	\$ 138.40	\$ 43,319.20
New - 3rd Rescue	\$ 16.55	\$ 0.75		\$ 17.30	48	2496	\$ 43,180.80	\$ 138.40	\$ 43,319.20
Average hourly wage:				\$ 18.47	906		\$ 874,831.78		
OT = 3884 x \$18.47 x 1.5 =				\$ 107,612.81	With Admin/Office wages		\$ 925,271.78		\$ 928,864.46

EMS wages FY 24/25 which includes converting one part time to full time and adding two part time positions (Cruciger retired & his position replaced) plus six full time for third Rescue

	old hourly rate	Step Raise	Officer Pay	New hourly rate	Average Weekly Hours	Base Annual Salary Hours	Inc. sick & Vacation Base Pay Annual	Holiday Pay 6 days at 8 hrs ea.	Total Annual Salary
Admin/Office	\$ 24.25	\$ 1.00		\$ 25.25	40	2080	\$ 52,520.00	\$ 202.00	\$ 52,722.00
Bock, Don	\$ 23.40	\$ 1.00		\$ 24.40	24	1248	\$ 30,451.20	\$ 195.20	\$ 30,646.40
Castro, Luis	\$ 19.56	\$ 1.00		\$ 20.56	24	1248	\$ 25,658.88	\$ 164.48	\$ 25,823.36
Chrafardin, Ray	\$ 19.70	\$ 1.00		\$ 20.70	48	2496	\$ 51,667.20	\$ 165.60	\$ 51,832.80
Elmore, Alyssa	\$ 19.70	\$ 1.00		\$ 20.70	48	2496	\$ 51,667.20	\$ 165.60	\$ 51,832.80
Hill, Matthew	\$ 19.25	\$ 1.00		\$ 20.25	48	2496	\$ 50,544.00	\$ 162.00	\$ 50,706.00
Oporta, Ozzie	\$ 20.32	\$ 1.00		\$ 21.32	48	2496	\$ 53,214.72	\$ 170.56	\$ 53,385.28
Perez, Roxana	\$ 19.32	\$ 1.00	10%	\$ 22.35	48	2496	\$ 55,790.59	\$ 178.82	\$ 55,969.41
Pinzon, Oscar	\$ 19.32	\$ 1.00		\$ 20.32	48	2496	\$ 50,718.72	\$ 162.56	\$ 50,881.28
Schussheim, Adam	\$ 19.64	\$ 1.00	10%	\$ 22.70	48	2496	\$ 56,669.18	\$ 181.63	\$ 56,850.82
Tuero, Luis	\$ 18.70	\$ 1.00	10%	\$ 21.67	48	2496	\$ 54,088.32	\$ 173.36	\$ 54,261.68
New FY 21-22	\$ 16.30	\$ 1.00		\$ 17.30	48	2496	\$ 43,180.80	\$ 138.40	\$ 43,319.20
New FY 21-22	\$ 16.30	\$ 1.00		\$ 17.30	48	2496	\$ 43,180.80	\$ 138.40	\$ 43,319.20
New FY 22-23	\$ 16.05	\$ 0.75		\$ 16.80	48	2496	\$ 41,932.80	\$ 134.40	\$ 42,067.20
New FY 22-23	\$ 16.05	\$ 0.75		\$ 16.80	24	1248	\$ 20,966.40	\$ 134.40	\$ 21,100.80
New FY 23-24	\$ 16.00	\$ 0.50		\$ 16.50	24	1248	\$ 20,592.00	\$ 132.00	\$ 20,724.00
New FY 23-24	\$ 16.00	\$ 0.50		\$ 16.50	24	1248	\$ 20,592.00	\$ 132.00	\$ 20,724.00
New FY 24-25	\$ 15.75	\$ -		\$ 15.75	24	1248	\$ 19,656.00	\$ 126.00	\$ 19,782.00
New FY 24-25	\$ 15.75	\$ -		\$ 15.75	24	1248	\$ 19,656.00	\$ 126.00	\$ 19,782.00
New - 3rd Rescue	\$ 16.55	\$ 1.00		\$ 17.55	48	2496	\$ 43,804.80	\$ 140.40	\$ 43,945.20
New - 3rd Rescue	\$ 16.55	\$ 1.00		\$ 17.55	48	2496	\$ 43,804.80	\$ 140.40	\$ 43,945.20
New - 3rd Rescue	\$ 16.55	\$ 1.00		\$ 17.55	48	2496	\$ 43,804.80	\$ 140.40	\$ 43,945.20

EMS wages FY 24/25 which includes converting one part time to full time and adding two part time positions (Cruciger retired & his position replaced) plus six full time for third Rescue

	old hourly rate	Step Raise	Officer Pay	New hourly rate	Average Weekly Hours	Base Annual Salary Hours	Inc. sick & Vacation Base Pay Annual	Holiday Pay 6 days at 8 hrs ea.	Total Annual Salary
New - 3rd Rescue	\$ 16.55	\$ 1.00		\$ 17.55	48	2496	\$ 43,804.80	\$ 140.40	\$ 43,945.20
New - 3rd Rescue	\$ 16.55	\$ 1.00		\$ 17.55	48	2496	\$ 43,804.80	\$ 140.40	\$ 43,945.20
New - 3rd Rescue	\$ 16.55	\$ 1.00		\$ 17.55	48	2496	\$ 43,804.80	\$ 140.40	\$ 43,945.20
			Average hourly wage:	\$ 18.87	984	Paid medics only	\$ 973,055.62		
	OT = 4412 x \$18.87 x 1.5 =		0 \$ 124,908.13			With Admin/Office wages	\$ 1,025,575.62		\$ 1,029,401.42

EMS wages FY 25/26 which includes one new position with six full time for third Rescue

	old hourly rate	Step Raise	Officer Pay	New hourly rate	Average Weekly Hours	Base Annual Salary Hours	Inc. sick & Vacation Base Pay Annual	Holiday Pay 6 days at 8 hrs ea.	Total Annual Salary
Admin/Office	\$ 25.25	\$ 1.00		\$ 26.25	40	2080	\$ 54,600.00	\$ 210.00	\$ 54,810.00
Bock, Don	\$ 24.40	\$ 1.00		\$ 25.40	24	1248	\$ 31,699.20	\$ 203.20	\$ 31,902.40
Castro, Luis	\$ 20.56	\$ 1.00		\$ 21.56	24	1248	\$ 26,906.88	\$ 172.48	\$ 27,079.36
Chrafardin, Ray	\$ 20.70	\$ 1.00		\$ 21.70	48	2496	\$ 54,163.20	\$ 173.60	\$ 54,336.80
Elmore, Alyssa	\$ 20.70	\$ 1.00		\$ 21.70	48	2496	\$ 54,163.20	\$ 173.60	\$ 54,336.80
Hill, Matthew	\$ 20.25	\$ 1.00		\$ 21.25	48	2496	\$ 53,040.00	\$ 170.00	\$ 53,210.00
Oporta, Ozzie	\$ 21.32	\$ 1.00		\$ 22.32	48	2496	\$ 55,710.72	\$ 178.56	\$ 55,889.28
Perez, Roxana	\$ 20.32	\$ 1.00	10%	\$ 23.45	48	2496	\$ 58,536.19	\$ 187.62	\$ 58,723.81
Pinzon, Oscar	\$ 20.32	\$ 1.00		\$ 21.32	48	2496	\$ 53,214.72	\$ 170.56	\$ 53,385.28
Schussheim, Adam	\$ 20.64	\$ 1.00	10%	\$ 23.80	48	2496	\$ 59,414.78	\$ 190.43	\$ 59,605.22
Tuero, Luis	\$ 19.70	\$ 1.00	10%	\$ 22.77	48	2496	\$ 56,833.92	\$ 182.16	\$ 57,016.08
New FY 21-22	\$ 17.30	\$ 1.00		\$ 18.30	48	2496	\$ 45,676.80	\$ 146.40	\$ 45,823.20
New FY 21-22	\$ 17.30	\$ 1.00		\$ 18.30	48	2496	\$ 45,676.80	\$ 146.40	\$ 45,823.20
New FY 22-23	\$ 17.05	\$ 1.00		\$ 18.05	48	2496	\$ 45,052.80	\$ 144.40	\$ 45,197.20
New FY 22-23	\$ 17.05	\$ 1.00		\$ 18.05	48	2496	\$ 45,052.80	\$ 144.40	\$ 45,197.20
New FY 23-24	\$ 16.75	\$ 1.00		\$ 17.75	24	1248	\$ 22,152.00	\$ 142.00	\$ 22,294.00
New FY 23-24	\$ 16.50	\$ 1.00		\$ 17.50	24	1248	\$ 21,840.00	\$ 140.00	\$ 21,980.00
New FY 24-25	\$ 15.75	\$ 0.75		\$ 16.50	24	1248	\$ 20,592.00	\$ 132.00	\$ 20,724.00
New FY 24-25	\$ 15.75	\$ 0.75		\$ 16.50	24	1248	\$ 20,592.00	\$ 132.00	\$ 20,724.00
New FY 25-26	\$ 15.75	\$ -		\$ 15.75	24	1248	\$ 19,656.00	\$ 126.00	\$ 19,782.00
New - 3rd Rescue	\$ 16.55	\$ 1.00		\$ 17.55	48	2496	\$ 43,804.80	\$ 140.40	\$ 43,945.20
New - 3rd Rescue	\$ 16.55	\$ 1.00		\$ 17.55	48	2496	\$ 43,804.80	\$ 140.40	\$ 43,945.20
New - 3rd Rescue	\$ 16.55	\$ 1.00		\$ 17.55	48	2496	\$ 43,804.80	\$ 140.40	\$ 43,945.20
New - 3rd Rescue	\$ 16.55	\$ 1.00		\$ 17.55	48	2496	\$ 43,804.80	\$ 140.40	\$ 43,945.20

EMS wages FY 25/26 which includes one new position with six full time for third Rescue

	old hourly rate	Step Raise	Officer Pay	New hourly rate	Average Weekly Hours	Base Annual Salary Hours	Inc. sick & Vacation Base Pay Annual	Holiday Pay 6 days at 8 hrs ea.	Total Annual Salary
New - 3rd Rescue	\$ 16.55	\$ 1.00		\$ 17.55	48	2496	\$ 43,804.80	\$ 140.40	\$ 43,945.20
New - 3rd Rescue	\$ 16.55	\$ 1.00		\$ 17.55	48	2496	\$ 43,804.80	\$ 140.40	\$ 43,945.20
					1032	Paid medics only	\$ 1,052,802.82		
			Average hourly wage: \$	19.49		With Betsy's wages	\$ 1,107,402.82		\$ 1,111,511.02
			OT = 4836 x \$19.49 x 1.5 =	\$ 141,388.00					



KEY LARGO EMS TOTAL STATISTICS FOR DECEMBER 2020

TOTAL CALLS-----	101
TRANSPORTS -----	73
ALS-----	97
BLS-----	04
REFUSAL-----	28
PEDIATRICS-----	07
TRAUMA ALERT-----	01
CARDIAC ARREST -----	01
BACK UP -----	17
PUBLIC ASSIST -----	14
CANCEL-----	01



Total calls for the year of 2020

(Calls above the 102)

January – 133 (46)

February- 153 (56)

March- 149 (51)

April- 92 (32)

May- 90 (47)

June- 155 (63)

July-171 (54)

August -162 (49)

September- 122 (40)

October- 121 (35)

November- 79 (31)

December- 146 (41)

Total-1,573 calls

Total calls north of the 102 = 545