



## KEY LARGO FIRE RESCUE & EMERGENCY MEDICAL SERVICES DISTRICT

Seat 1: Tony Allen; Seat 2: Frank Conklin; Seat 3: Kenny Edge; Seat 4: George Mirabella; Seat 5: Danny Powers

### DISTRICT MEETING AGENDA

August 22, 2022

Pursuant to Monroe County Emergency Directive 20-06 and Center for Disease Control ("CDC") social distancing guidelines established to contain the spread of the COVID-19 virus, this meeting will be accessible virtually via Zoom Meetings. Members of the public who wish to comment on matters before the District Board may do so by either: Sending an email to the [clerk@klfremms.org](mailto:clerk@klfremms.org) or Calling (301) 715-8592, and upon receiving voice prompt, dialing Meeting ID: 602 743 6243 and Password: 33037 Members of the public who participate in the meeting through this option must mute themselves until called upon to speak.

Website: <https://us02web.zoom.us/j/6027436243?pwd=Ylp2b3JYckhlQVpwVkFIMmVKbE1uZz09>

#### 1. AGENDA

- 1a. Call to Order
- 1b. Roll Call
- 1c. Pledge of Allegiance

#### 2. APPROVAL OF AGENDA & MINUTES

- 2a. Approval of August 22, 2022 Agenda
- 2b. Approval of July 25, 2022 District Meeting Minutes
- 2c. Approval of July 25, 2022 Budget Workshop Minutes
- 2d. Approval of July 25, 2022 Strategic Workshop Minutes

#### 3. PUBLIC COMMENT

#### 4. CHAIRMAN REPORT

#### 5. SECRETARY REPORT

#### 6. OLD BUSINESS

- 6a. Phase 10 Fire Hydrant Project: (Edge)
- 6b. Millage Referendum: (Legal)
- 6c. Station 24 Diesel Pump (Garrido)

#### 7. NEW BUSINESS

- 7a. DISCUSSION: Station 24 Lighting for Fire Department Budget (Powers)

#### 8. LEGAL REPORT

- 8a. Results of Bid Selection held on August 15, 2022 at 11:00 AM for RFP 2022-001 (Independent Special Fire Control District Performance Review)

#### 9. FINANCE

- 9a. DISCUSSION: Key Largo Fire Rescue and EMS District FY 2022-2023 Proposed Budget



## KEY LARGO FIRE RESCUE & EMERGENCY MEDICAL SERVICES DISTRICT

Seat 1: Tony Allen; Seat 2: Frank Conklin; Seat 3: Kenny Edge; Seat 4: George Mirabella; Seat 5: Danny Powers

---

### 10. AMBULANCE CORPS REPORT

10a. July Statistics

10b. July Meeting

### 11. FIRE DEPARTMENT REPORT

11a. July Statistics

### 12. COMMISSIONER ITEMS

### 13. NEXT MEETING

13a. KLFREMS District Board Meeting Sept. 12 or September. 26

### 14. ADJOURN

#### NEXT MEETINGS

September 7, 2022 First Budget Hearing

September 12, 2022 District Meeting (if required)

September 19, 2022 Final Budget Hearing

September 26, 2022 District Meeting

#### DOCUMENTS

AI 02b. District Meeting Minutes July 25

AI 02c. Budget Workshop Minutes July 25

AI 02d. Strategic Workshop Minutes July 25

AI 07a. Quotes from Wire Nuts Electric of South Fla, Custom Electric, and Lighting Supply.

AI 09a. Key Largo Fire Rescue and EMS District FY 2022-2023 Proposed Budget

AI 10a. KLVAC Monthly Report

AI 10b. KLVAC Meeting Documents July 2022

AI 11a. KLVFD Monthly Report

Persons who wish to be heard shall send submit a  
Speaker Request Form to the Chairman or request to speak via Zoom.

2B



## KEY LARGO FIRE RESCUE & EMERGENCY MEDICAL SERVICES DISTRICT

Seat 1: Tony Allen; Seat 2: Frank Conklin; Seat 3: Kenny Edge; Seat 4: George Mirabella; Seat 5: Danny Powers

### DISTRICT MEETING MINUTES [DRAFT]

July 25 2022

Pursuant to Monroe County Emergency Directive 20-06 and Center for Disease Control ("CDC") social distancing guidelines established to contain the spread of the COVID-19 virus, this meeting will be accessible virtually via Zoom Meetings. Members of the public who wish to comment on matters before the District Board may do so by either: Sending an email to the [clerk@klfremms.org](mailto:clerk@klfremms.org) or Calling (301) 715-8592, and upon receiving voice prompt, dialing Meeting ID: 602 743 6243 and Password: 33037. Members of the public who participate in the meeting through this option must mute themselves until called upon to speak.

Website: <https://us02web.zoom.us/j/6027436243?pwd=Ylp2b3JYckhIQVpwVkFIMmVKbE1uZz09>

#### 1. AGENDA

##### 1a. Call to Order

Chairman Tony Allen called to Order the KLFR&EMS District Meeting at 6:47 PM.

##### 1b. Roll Call

Carol Greco called the roll. The following commissioners were present: Tony Allen, Frank Conklin, Kenny Edge, George Mirabella and Dan Powers. There was a quorum.

Also present in person or via Zoom were Carol Greco, Gaelan Jones, Jennifer Johnson Scott Robinson, David Garrido and Don Bock.

#### 2. APPROVAL OF AGENDA & MINUTES

##### 2a. Approval of July 25th, 2022 Agenda

**Motion:** Commissioner Edge made a motion to approve the July 25, 2022 District Meeting Agenda. Commissioner Conklin second, and the Board unanimously passed the motion.

##### 2b. Approval of June 27th, 2022 District Meeting Minutes

**Motion:** Commissioner Edge made a motion to approve the June 27, 2022 District Meeting Minutes. Commissioner Conklin second, and the Board unanimously passed the motion.

##### 2c. Approval of June 27th 2022 Budget Workshop Minutes



## KEY LARGO FIRE RESCUE & EMERGENCY MEDICAL SERVICES DISTRICT

Seat 1: Tony Allen; Seat 2: Frank Conklin; Seat 3: Kenny Edge; Seat 4: George Mirabella; Seat 5: Danny Powers

**Motion:** Commissioner Conklin made a motion to approve the June 27, 2022 Budget Workshop Minutes. Commissioner Powers second, and the Board unanimously passed the motion.

### 3. PUBLIC COMMENT

None

### 4. CHAIRMAN REPORT

None

### 5. SECRETARY REPORT

None

### 6. OLD BUSINESS

#### 6a. Phase 10 Fire Hydrant Project: (Edge)

Commissioner Edge advised the completion of Phase 10 is projected for the end of August, 2022.

#### 6b. Millage Referendum: (Legal)

Discussion were had regarding the deadlines for the advertisement of the Millage Referendum Legal Notice, and drafting bullet points. Commissioners inquired as to preparation of packets of explanatory bullet points on the requested millage increase for handing out; fully funded with personal money.

G. Jones to set-up Board forwarding emails to District email addresses.

### 7. NEW BUSINESS

#### 7a MOTION/APPROVAL: RESOLUTION 2022-003 (Johnson): DETERMINING THE PROPOSED MILLAGE RATE, THE CURRENT YEAR ROLLED-BACK RATE, AND SETTING THE DATES, TIMES AND PLACES FOR THE FIRST AND SECOND BUDGET PUBLIC HEARINGS

Discussions were had regarding September meeting dates and moving the from September 5, 2022 to September 7, 2022 and September 19, 2022.

**Motion:** Commissioner Conklin made a motion to *amend the Proposed Millage Rate, and setting the dates, times and places for the first and second budget public hearings*. A roll call



## KEY LARGO FIRE RESCUE & EMERGENCY MEDICAL SERVICES DISTRICT

Seat 1: Tony Allen; Seat 2: Frank Conklin; Seat 3: Kenny Edge; Seat 4: George Mirabella; Seat 5: Danny Powers

vote was made to approve the meeting dates from September 5, 2022 to September 7, 2022 and September 19, 2022, and the Board unanimously passed.

### **7b. DISCUSSION: Station 24 Diesel Pump (Garrido)**

A discussion was had regarding usage of the \$150,0000 ILA toward the new diesel pumps at Stations 24 and 25. The old pumps are old technology with difficulty obtaining parts for repairs. The new pumps will maintain accurate usage records.

There were also discussions regarding the building upgrade of Station 24, prior to replacing diesel pumps. The Board has tasked Legal to obtain bid proposals for the upgrade.

### **8. LEGAL REPORT**

Attorney Jones has returned the old Logitech Speaker and Recording System to the District, which will be located at Station 23. The system may be retained as surplus equipment or the District can choose to sell.

Deadline for Performance Review Bids is August 12, 2022. Bids can be opened on August 15, 2022; Chairman Allen is available for bid openings on August 15, 2022 at 11:00 AM.

The Board discussed housing district documents, currently located at Allen Beyer Funeral Home, back to Station 24. Eventually scanning all documents into 1Drive.

The Board bid a fond farewell to Attorney Jones who is moving on to new endeavors. Attorney Smits will take on the duties of counsel for the District.

### **9. FINANCE**

None

### **9. AMBULANCE CORPS REPORT**

#### **9a. June Statistics**

There have been a 976 calls in the past 6 months; 275 calls north of the 103; 28-29% increase.

#### **9b. June Meeting**

Scott Robinson discussed the installation of radios in the new trucks to be completed by July 30, 2022.



## KEY LARGO FIRE RESCUE & EMERGENCY MEDICAL SERVICES DISTRICT

Seat 1: Tony Allen; Seat 2: Frank Conklin; Seat 3: Kenny Edge; Seat 4: George Mirabella; Seat 5: Danny Powers

### 10. FIRE DEPARTMENT REPORT

#### 10a. June Statistics

There were 2 structure fires; 1 vehicle fire ; 1 brush fire. The department attended to 51 emergency responses. 11 false alarm responses; 1 hazardous spill; 6 other hazardous conditions and 30 other responses.

### 11. COMMISSIONER ITEMS

Commissioner Conklin spoke about the celebration of life of D. Gleason and the passing of E. Castro.

### 12. NEXT MEETING

#### 12a. KLFREMS District Board Meeting Aug. 08 or Aug. 22

**Motion:** Commissioner Powers made a motion to **cancel the August 8, 2022 District Meeting, unless required.** Commissioner Mirabella second, and the Board unanimously passed the motion.

### 13. ADJOURN

Commissioner Mirabella made a Motion to Adjourn at 7:28 PM, Commissioner Edge second, and the motion was unanimously approved by the Board.

### NEXT MEETINGS

August 08, 2022 District Meeting (If Required)  
August 22, 2022 District Meeting & Budget Workshop  
September 12, 2022 First Budget Hearing & District Meeting  
September 19, 2022 Final Budget Hearing & District Meeting

### DOCUMENTS

AI 02b. District Meeting Minutes June 27  
AI 02c. Budget Workshop Minutes June 27  
AI 07a. Resolution 2022-003  
AI 09a. KLVAC Monthly Report  
AI 09b. KLVAC Meeting Documents June 2022  
AI 10a. KLVFD Monthly Report

Persons who wish to be heard shall send submit a  
Speaker Request Form to the Chairman or request to speak via Zoom.

2C





## KEY LARGO FIRE RESCUE & EMERGENCY MEDICAL SERVICES DISTRICT

Seat 1: Tony Allen; Seat 2: Frank Conklin; Seat 3: Kenny Edge; Seat 4: George Mirabella; Seat 5: Danny Powers

### DISTRICT BUDGET WORKSHOP MEETING MINUTES [DRAFT]

(following the District Meeting)

July 25, 2022

Pursuant to Center for Disease Control ("CDC") social distancing guidelines established to contain the spread of the COVID-19 virus, this meeting will be accessible virtually via Zoom Meetings. Members of the public who wish to comment on matters before the District Board may do so by either: Sending an email to the [clerk@klfrem.org](mailto:clerk@klfrem.org) or Calling (301) 715-8592, and upon receiving voice prompt, dialing Meeting ID: 602 743 6243 and Password: 33037 *Members of the public who participate in the meeting through this option must mute themselves until called upon to speak.*

Website: <https://us02web.zoom.us/j/6027436243?pwd=Ylp2b3JYckhIQVpwVkFIMmVKbE1uZz09>

#### 1. AGENDA

##### 1a Call to Order

Chairman Tony Allen called to Order the KLFR&EMS District Budget Workshop Meeting at 6:18PM.

##### 1b Roll Call

Carol Greco called the roll. The following commissioners were present: Tony Allen, Frank Conklin, Kenny Edge, George Mirabella and Dan Powers. There was a quorum.

Also present in person or via Zoom were Carol Greco, Gaelan Jones, Jennifer Johnson Scott Robinson, David Garrido and Don Bock.

#### 2. APPROVAL OF AGENDA & MINUTES

##### 2a. Approval of June 27, 2022 Budget Workshop Agenda

**Motion:** Commissioner Powers made a motion to Amend the July 25, 2022 Budget Workshop Agenda to correct the date from June 27, 2022 to July 25, 2022. Commissioner Conklin second, and the Board unanimously passed the motion.

**Motion:** Commissioner Edge made a motion to approve the July 25, 2022 Budget Workshop Agenda. Commissioner Conklin second, and the Board unanimously passed the motion.

#### 3. PUBLIC COMMENT

None

#### 4. DISCUSSION: FY 23 KLVFD Proposed Budget

Jennifer Johnson discussed the Proposed Budget.

COLA (Volunteerism) down 4.6%; \$10,000 increase in overtime wages for WC injuries, COVID leave, medical leave etc. Retirement/401k remains the same. Employee Insurance Benefits accounts for an 11.4% insurance premium increase. Equipment Repair/Maintenance will decrease by \$500, and Repair/Maintenance for Buildings/Grounds will increase to \$41,645. A \$1000 increase for

Computer/IT/Web Maintenance. Hydrants increased to 314 in Key Largo. Decrease in water usage; increase of \$500 for oxygen tank rental; \$1,845 decrease in KAPLAN online education. Firefighting gear increase of \$10,000; \$5000 increase in diesel fuel costs; and \$1,030 increase for department Zoom, Docusign, Adobe, etc. The budget for training is up \$1,000.

The department projected to add 2 paramedics and 1 firefighter; pending the outcome of the millage increase referendum, adding an administrative position.

A discussion was had regarding Station 25 and the necessity of replacing 25 bay lights, painting and driveway repair.

5. **ADJOURN**

Commissioner Powers made a Motion to Adjourn at 6:46PM, Commissioner Mirabella second, and the motion was unanimously approved by the Board.

**DOCUMENTS**

4. *FY 23 KLVFD Proposed Budget*

*Persons who wish to be heard shall send submit a  
Speaker Request Form to the Chairman or request to speak via Zoom.*

2D



## KEY LARGO FIRE RESCUE & EMERGENCY MEDICAL SERVICES DISTRICT

Seat 1: Tony Allen; Seat 2: Frank Conklin; Seat 3: Kenny Edge; Seat 4: George Mirabella; Seat 5: Danny Powers

### KLFR&EMS STRATEGIC PLANNING WORKSHOP MEETING MINUTES [DRAFT]

July 25, 2022

Pursuant to Center for Disease Control ("CDC") social distancing guidelines established to contain the spread of the COVID-19 virus, this meeting will be accessible virtually via Zoom Meetings. Members of the public who wish to comment on matters before the District Board may do so by either: Sending an email to the [clerk@klfremms.org](mailto:clerk@klfremms.org) or Calling (301) 715-8592, and upon receiving voice prompt, dialing Meeting ID: 602 743 6243 and Password: 33037 *Members of the public who participate in the meeting through this option must mute themselves until called upon to speak.*

Website: <https://us02web.zoom.us/j/6027436243?pwd=Ylp2b3JYckhlQVpwVkFIMmVKbE1uZz09>

#### 1. **AGENDA**

##### **1a** **Call to Order**

Chairman Tony Allen called to Order the KLFR&EMS District Budget Workshop Meeting at 6:02 PM.

##### **1b** **Pledge of Allegiance**

The Pledge of Allegiance was led by Commissioner Conklin.

##### **1c** **Roll Call**

Carol Greco called the roll. The following commissioners were present: Tony Allen, Frank Conklin, Kenny Edge, George Mirabella and Dan Powers. There was a quorum.

Also present in person or via Zoom were Carol Greco, Gaelan Jones, Jennifer Johnson Scott Robinson, David Garrido and Don Bock.

#### 2. **APPROVAL OF AGENDA & MINUTES**

##### **2a.** **Approval of July 25, 2022 Strategic Workshop Planning Agenda**

**Motion:** Commissioner Powers made a motion to approve the July 25, 2022 Strategic Workshop Budget Workshop Agenda. Commissioner Conklin second, and the Board unanimously passed the motion.

#### 3. **PUBLIC COMMENT**

None

#### 4. **DISCUSSION: FY 23 KLVFD Proposed Budget**

Any current projects will remain on hold pending the outcome of the November election and the decision on the millage rate increase.

Item 19-006 - Discussions were had regarding updating/maintenance of the website and identifying the duties of an IT person to include compliance with all law and ADA compliance requirements; web

hosting costs associated with same. Conversations included possibly retaining G. Jones on a temporary basis and/or a vendor.

5. **ADJOURN**

Commissioner Edge made a Motion to Adjourn at 6:17PM, Commissioner Powers second, and the motion was unanimously approved by the Board.

**DOCUMENTS**

4a. *Strategic Planning Action List*

*Persons who wish to be heard shall send submit a  
Speaker Request Form to the Chairman or request to speak via Zoom.*

*7A*

*Replacement lighting for Station 25 apparatus bay, revised quotes with breakdown of cost: LED light make/model = Nuvo 65-770r1*

**Option #1:**

Wire-Nuts: 24 fixtures

Light fixtures = \$5,499.00

Materials & Labor= \$5,720.00

**Total cost \$11,219.00**

**Option #2:**

Custom Electric: 24 fixtures

They did not separate labor vs parts. However, they did say that the cost would be \$1,500.00 more if they needed to rent a lift. They plan to use their bucket truck. We do not think that a bucket truck will work so we are assuming they will need a lift of some sort.

**Fixture with installation = \$7,850.00**

**Fixture with installation & lift = \$9,350.00**

**Option #3:**

The District purchases the lights from an online retailer. We found a seller [www.lightingsupply.com](http://www.lightingsupply.com) who we could order and have them shipped to us. This option is not ideal because we would need to have one of the two companies above install them via an hourly rate plus materials cost for any wiring supplies and we do not know the time frame it would take to complete the job.

Each fixture is \$132.99

Total for 24 fixtures is \$3,191.76

Shipping is \$32.99

**Total Cost: \$3,224.75**

*We hope that this will help the District board come to a decision on cost for budgeting. KLFD is here to answer any questions.*

*Thank you for your support!*

# Wire Nuts Electric of South Fla.



237 LaPaloma Road  
Key Largo, FL 33037  
305-451-0939 (Office)  
SLCMMC@AOL.COM



July 26, 2022

Key Largo Fire  
MM 100  
Jason Mumper

EMAIL: [jmumper@keylargofire.org](mailto:jmumper@keylargofire.org)

Dear Jason,

We are pleased to quote the following ...

1. We will supply 24 hi-bay LED lights – spec sheet attached ... 5000K
2. We will remove 24 existing fixtures, dispose of and replace with the above new fixtures.

PRICE: \$5,720.00 Materials & Labor

\$5,499.00 Lights

\$11,219.00 TOTAL COST

## NOTE:

- A. If a permit is required, permit fees are not included.
- B. Any work not included in the above scope will be additional.

Please feel free to call to discuss any questions you may have. Thank you.

All material is guaranteed to be as specified. All work to be completed in a workmanlike manner according to standard practices. Any alteration or deviation from above specifications involving extra costs will become an extra charge over and above the estimate. All arrangements contingent upon strikes, accidents or delays beyond our control. This proposal subject to acceptance within 90 days and is void thereafter at the option of the undersigned.

Sincerely,



Steven L. Caputo  
Owner/Operator



## Custom Electric

125 Artic Ave  
Tavernier, FL 33070  
(305) 942-1485  
shan9552@gmail.com



## Estimate

### ADDRESS

Key Largo Fire Department

### ESTIMATE

1369

### DATE

08/10/2022

### DESCRIPTION

### AMOUNT

Proposal to supply and replace 24 high bay lights (Satco Nuvo 65-770r1) price includes new mounting hardware as the new lights do not mount the same as the old ones. We will use our bucket truck to replace the lights.

7,850.00

Respectfully submitted,

Philip Shannon EC 13006074

TOTAL

**\$7,850.00**

Accepted By

Accepted Date



9A

# KEY LARGO FIRE RESCUE AND EMS DISTRICT FY 2022-2023 PROPOSED BUDGET

8/12/2022

## REVENUES

|  |                     |
|--|---------------------|
| <i>Prior Year Millage Rate:</i>                        | 1.0000              |
| <i>Roll- Back Rate:</i>                                | 0.8575              |
| <i>Taxable Value</i>                                   | 4,724,296,468       |
| <i>Millage Rate :</i>                                  | <b>1.0000</b>       |
| <i>% over roll-back rate</i>                           | 16.62%              |
| <b>Ad Valorem Taxes (97% collection rate)</b>          | \$ 4,582,568        |
| <b>Intergovernmental Revenue - Monroe County -</b>     |                     |
| <b>Contribution for Capital Infrastructure</b>         | 150,000             |
| (\$150,000 for capital outlay)                         | 4,800               |
| <b>Interest Income</b>                                 |                     |
| <b>Total Revenues</b>                                  | <b>\$ 4,737,368</b> |
| <b>UNASSIGNED FUND BALANCE OCT 1, 2022</b>             | 3,056,267           |
| <b>COMMITTED FOR VEH REPL FUND BALANCE OCT 1, 2022</b> | 586,461             |
| <b>TOTAL REVENUES, FUND BALANCES</b>                   | <b>\$ 8,380,096</b> |
| <b>AND OTHER FINANCING SOURCES</b>                     |                     |

## EXPENDITURES

|  |                     |
|--|---------------------|
| <b>Key Largo Fire/EMS District Board</b>                 |                     |
| Operating Expenditures                                   | \$ 393,596          |
| Reserve Transfers  | 275,000             |
| <b>Subtotal District Board</b>                           | <b>\$ 668,596</b>   |
| <b>Key Largo Fire &amp; Rescue</b>                       |                     |
| Operating Expenditures                                   | \$ 2,483,837        |
| Capital Outlay   | 202,500             |
| <b>Subtotal Key Largo Volunteer Fire Department</b>      | <b>\$ 2,686,337</b> |
| <b>Key Largo Ambulance</b>                               |                     |
| Operating Expenditures                                   | \$ 1,242,436        |
| Capital Outlay   | 21,500              |
| <b>Subtotal Key Largo Volunteer Ambulance Corp.</b>      | <b>\$ 1,263,936</b> |
| <b>Total Expenditures &amp; Transfers</b>                | <b>\$ 4,618,869</b> |
| <b>FUND BALANCE</b>                                      |                     |
| <b>UNASSIGNED FUND BALANCE SEPT 30, 2023</b>             | 3,174,766           |
| <b>COMMITTED FOR VEH REPL FUND BALANCE SEPT 30, 2023</b> | 861,461             |
| <b>TOTAL EXPENDITURES &amp; FUND BALANCES</b>            | <b>\$ 8,380,096</b> |

**KEY LARGO FIRE RESCUE AND EMS DISTRICT**  
**FY 2022-2023**  
**BUDGET DETAILS - DISTRICT**

**Department: 1100 District Board**  
**Exp Transaction Code 511 (except as indicated below)**

| Acct #  | Computation / Explanation                                     | FY 22-23<br>Proposed<br>Budget | FY 21-22<br>Adopted<br>Budget | FY 21-22<br>Actuals<br>YTD | FY21-22<br>Projected<br>Actuals | Budget<br>Increase /<br>(Decrease) |
|---------|---|--------------------------------|-------------------------------|----------------------------|---------------------------------|------------------------------------|
| 110     | Board Member Stipends   |                                |                               |                            |                                 |                                    |
|         | 5 Members @ \$ 350 / month x 12 months                        | 21,000                         | 21,000                        | 15,750                     | 21,000                          | -                                  |
| 210     | FICA Taxes: @ 7.65 % of Wages                                 | 1,607                          | 1,607                         | 1,205                      | 1,607                           | -                                  |
| 511.240 | Worker's Compensation   | 1,000                          | 1,000                         | 752                        | 752                             | -                                  |
| 514.310 | Legal Services  | 45,000                         | 45,000                        | 24,919                     | 37,379                          | -                                  |
| 512.311 | District Clerk Services                                       | 19,000                         | 19,000                        | -                          | 9,817                           | -                                  |
| 512.312 | Professional Services (IT)                                    | 7,200                          | -                             | -                          | -                               | 7,200                              |
| 513.320 | Accounting and Financial Services                             |                                |                               |                            |                                 | -                                  |
| .01     | District Audit  | 10,000                         | 10,000                        | 10,000                     | 10,000                          | -                                  |
| .02     | Financial and Accounting Services                             | 60,000                         | 60,000                        | 19,186                     | 25,581                          | -                                  |
|         | <i>Total Accounting &amp; Financial Services</i>              | 70,000                         | 70,000                        | 29,186                     | 35,581                          | -                                  |
| 400     | Travel & Per Diem - Training, Seminars, Meetings              | 4,000                          | 4,000                         | 1,173                      | 1,173                           | -                                  |
| 450     | Insurance & Risk Management:                                  |                                |                               |                            |                                 |                                    |
|         | Public Position Bond  | 100                            | 100                           | 100                        | 100                             | -                                  |
|         | General & Mgt Liability, Commercial Auto and Excess Liability | 2,133                          | 2,133                         | 1,859                      | 1,859                           | -                                  |
|         | <i>Total Risk Management</i>                                  | 2,233                          | 2,233                         | 1,959                      | 1,959                           | -                                  |
| 470     | Printing and Binding  | 3,000                          | 3,000                         | -                          | -                               | -                                  |
| 490     | General Departmental: Miscellaneous Expenses                  |                                |                               |                            |                                 |                                    |
| .01     | MoCo Property Appraiser Charges                               | 68,579                         | 68,579                        | 69,083                     | 69,083                          | -                                  |
| .02     | MoCo Tax Collector Charge (@3% of Ad Valorem Collection)      | 137,477                        | 116,758                       | 114,096                    | 114,096                         | 20,719                             |
| .03     | Discretionary Expenditures                                    | 1,000                          | 1,000                         | -                          | -                               | -                                  |
|         | <i>Total General Departmental</i>                             | 207,056                        | 186,337                       | 183,179                    | 183,179                         | 20,719                             |
| 411     | Advertising   | 5,500                          | 5,500                         | 1,713                      | 1,769                           | -                                  |
| 510     | Office Supplies & Equipment                                   | 1,000                          | 500                           | -                          | -                               | 500                                |

**KEY LARGO FIRE RESCUE AND EMS DISTRICT**  
**FY 2022-2023**  
**BUDGET DETAILS - DISTRICT**

Department: 1100 District Board  
Exp Transaction Code 511 (except as indicated below)

| Acct #  | Computation / Explanation                                       | FY 22-23<br>Proposed<br>Budget | FY 21-22<br>Adopted<br>Budget | FY 21-22<br>Actuals<br>YTD | FY21-22<br>Projected<br>Actuals | Budget<br>Increase /<br>(Decrease) |
|---|---|--------------------------------|-------------------------------|----------------------------|---------------------------------|------------------------------------|
| 540   | Dues, Subscriptions and Publications                            | 6,000                          | 4,000                         | 4,141                      | 2,065                           | 2,000                              |
| <b>Department Total Operations</b>                      |   | <b>\$ 393,596</b>              | <b>\$ 363,177</b>             | <b>\$ 263,977</b>          | <b>\$ 296,281</b>               | <b>\$ 30,419</b>                   |
| 919   | Transfer to Committed Funds for Vehicle & Equipment Replacement | 275,000                        | 225,000                       | 168,750                    | 225,000                         | 50,000                             |
| <b>Department Total Including Transfers to Reserves</b> |   | <b>\$ 668,596</b>              | <b>\$ 588,177</b>             | <b>\$ 432,727</b>          | <b>\$ 521,281</b>               | <b>\$ 80,419</b>                   |

|                                |                |                |
|--------------------------------|----------------|----------------|
| Total Operating Budget         | 393,596        | 363,177        |
| Total Capital & Reserve Budget | <u>275,000</u> | <u>225,000</u> |
| Total                          | 668,596        | 588,177        |

**KEY LARGO FIRE RESCUE AND EMS DISTRICT**  
**FY 2022-2023**  
**BUDGET DETAILS - FIRE DEPARTMENT**

Department: 1250 Key Largo Volunteer Fire Department  
Exp Transaction Code 522 (except as indicated below)

| Acct # | Computation / Explanation   | FY 22-23<br>Proposed<br>Budget | FY 21-22<br>Adopted<br>Budget | FY 21-22<br>Actuals YTD | FY 21-22<br>Projected<br>Actuals | Budget Increase /<br>(Decrease) |
|--------|---|--------------------------------|-------------------------------|-------------------------|----------------------------------|---------------------------------|
| 120    | Regular Salaries & Wages:   |                                |                               |                         |                                  |                                 |
|        | Administrative Stipend (\$750 per month 3-Captains Handling Admin. Duties)  | 27,000                         | 27,000                        | 20,250                  | 27,000                           | -                               |
| .02    | Career Staffing Salaries to Include Incentive Pay - Includes 1 additional full-time FF/EMT Position as well CPI 4.6% COLA                         | 1,209,900                      | 1,055,573                     | 695,898                 | 927,864                          | 154,327                         |
|        | <i>Total Regular Salaries &amp; Wages</i>   | 1,236,900                      | 1,082,573                     | 716,148                 | 954,864                          | 154,327                         |
| 121    | Volunteer Pay:  |                                |                               |                         |                                  |                                 |
| .01    | Volunteer Chief's Reimbursement - Chief has declined  | -                              | -                             | -                       | -                                | -                               |
| .02    | Volunteer Assistant Chief's Reimbursement   | -                              | -                             | -                       | -                                | -                               |
| .03    | Volunteer firefighters (Station 24 and Station 25) - Volunteerism is down (COLA 4.6%)   | 82,000                         | 125,000                       | 75,844                  | 113,766                          | (43,000)                        |
|        | <i>Total Volunteer Pay</i>  | 82,000                         | 125,000                       | 75,844                  | 113,766                          | (43,000)                        |
| 140    | Overtime wages - Increased for WC injuries, covid leave, medical leave, etc...  | 210,000                        | 200,000                       | 188,652                 | 251,536                          | 10,000                          |
| 210    | Employer Payroll Taxes @ 7.65% of Pay   | 116,961                        | 107,679                       | 75,284                  | 100,993                          | 9,282                           |
| 220    | Retirement Plan - 401(k) (8%, same as last year) includes volunteers however, no participation expected.  | 105,512                        | 80,000                        | 38,303                  | 51,071                           | 25,512                          |
| 230    | Employee Insurance Benefits   |                                |                               |                         |                                  |                                 |
|        | Medical/Dental/Vision/Life Insurance for Full Time Employees - \$725 per employee (18) per month to account for 11.4% insurance premium increase. | 156,600                        | 131,580                       | 103,023                 | 123,628                          | 25,020                          |
|        | Statutory AD&D  | 2,928                          | 2,928                         | 2,055                   | 2,055                            | -                               |
|        | <i>Total Insurance Benefits</i>   | 159,528                        | 134,508                       | 105,078                 | 125,683                          | 25,020                          |
| 240    | Worker's Compensation   | 55,572                         | 55,572                        | 61,930                  | 61,930                           | -                               |
| 250    | Unemployment Tax  | 2,835                          | 2,835                         | 19                      | 2,835                            | -                               |
| 312    | Professional Services:  |                                |                               |                         |                                  |                                 |
|        | Grant Writing Services - Upcoming AFG grant   | 3,000                          | 2,805                         | -                       | -                                | 195                             |
|        | Firefighter Annual Physicals - Not as many volunteer members as before  | 20,000                         | 22,440                        | 15,483                  | 15,483                           | (2,440)                         |
|        | Background Checks, Drug Testing, Drivers License Checks   | 1,000                          | 1,000                         | 905                     | 1,358                            | -                               |
|        | <i>Total Professional Services</i>  | 24,000                         | 26,245                        | 16,388                  | 16,841                           | (2,245)                         |
| 314    | Legal Services (Requires District Board Approval)   | -                              | -                             | -                       | -                                | -                               |
| 320    | Accounting Fees - Increased for additional FF/EMT position  | 15,000                         | 12,900                        | 7,496                   | 11,244                           | 2,100                           |
| 400    | Travel & Per Diem - (Greater FL Fire School, Orlando Fire Conference, Seminars, etc.)   | 1,000                          | 1,000                         | 452                     | 678                              | -                               |
| 410    | Phones, Television & Internet (Station Phones, Air Cards)   | 15,000                         | 15,000                        | 11,470                  | 17,205                           | -                               |

**KEY LARGO FIRE RESCUE AND EMS DISTRICT**  
**FY 2022-2023**  
**BUDGET DETAILS - FIRE DEPARTMENT**

Department: 1250 Key Largo Volunteer Fire Department  
Exp Transaction Code 522 (except as indicated below)

| Acct # | Computation / Explanation   | FY 22-23<br>Proposed<br>Budget | FY 21-22<br>Adopted<br>Budget | FY 21-22<br>Actuals YTD | FY 21-22<br>Projected<br>Actuals | Budget Increase /<br>(Decrease) |
|--------|---|--------------------------------|-------------------------------|-------------------------|----------------------------------|---------------------------------|
| 411    | Advertising   | 520                            | 520                           | -                       | -                                | -                               |
| 412    | Postage & Freight   | 520                            | 520                           | 272                     | 408                              | -                               |
| 430    | Utilities   |                                |                               |                         |                                  |                                 |
| .01    | Electric  | 28,000                         | 28,091                        | 19,497                  | 29,246                           | (91)                            |
| .02    | Water - Decreased off % average from last years usage.                                | 9,000                          | 10,404                        | 6,835                   | 10,253                           | (1,404)                         |
| .03    | Fire Hydrant Maintenance @ \$50 per hydrant - Hydrant's increased to 314 total in KL  | 15,700                         | 15,200                        | -                       | 12,600                           | 500                             |
| .04    | Propane Gas   | 400                            | 400                           | 308                     | 462                              | -                               |
| .07    | TV Service  | 5,500                          | 5,500                         | 4,560                   | 6,080                            | -                               |
|        | <i>Total Utilities</i>  | 58,600                         | 59,595                        | 31,200                  | 58,641                           | (995)                           |
| 440    | Rent & Leases:  |                                |                               |                         |                                  |                                 |
|        | Station 24 Copier/Scanner/Fax Lease   | 3,550                          | 3,550                         | 2,372                   | 3,558                            | -                               |
|        | Oxygen Tank Rental - Increased on usage   | 1,500                          | 500                           | 508                     | 508                              | 1,000                           |
|        | Annual Lease Payment - DEP Station 25 Property  | 300                            | 300                           | 600                     | 600                              | -                               |
|        | Red Alert NFRIS Incident Reporting Program Support and Maintenance & SmartCop CAD     | 7,500                          | 7,500                         | 7,100                   | 7,100                            | -                               |
|        | Software - Fire Manager Scheduling and Time & Attendance Software                     | 2,200                          | 2,200                         | 5,939                   | 5,939                            | -                               |
|        | <i>Total Rent &amp; Leases</i>  | 15,050                         | 14,050                        | 16,519                  | 17,705                           | 1,000                           |
| 450    | Risk Management   |                                |                               |                         |                                  |                                 |
|        | Package Policy (Property, General & Mgmt. Liability, Portable Equip, Umbrella & Auto) | 54,052                         | 59,711                        | 54,052                  | 54,052                           | (5,659)                         |
|        | Cancer Benefit Insurance (New FL Statue)  | 1,595                          | 1,831                         | 1,595                   | 1,595                            | (236)                           |
|        | Accident and Sickness   | 5,935                          | 5,610                         | 5,935                   | 5,935                            | 325                             |
|        | Storage Tank Liability  | 1,714                          | 1,785                         | 1,714                   | 1,714                            | (71)                            |
|        | <i>Total Risk Management</i>  | 63,296                         | 68,937                        | 63,296                  | 63,296                           | (5,641)                         |
| 460    | Repair & Maintenance: Equipment   | 25,500                         | 25,000                        | 35,461                  | 43,192                           | 500                             |
| 461    | Repair & Maintenance: Buildings & Grounds   | 58,645                         | 17,000                        | 42,974                  | 57,461                           | 41,645                          |
| 462    | Repair & Maintenance: Vehicles  | 56,100                         | 56,100                        | 69,813                  | 74,720                           | -                               |
| 470    | Printing and Binding  | 104                            | 104                           | -                       | -                                | -                               |



**KEY LARGO FIRE RESCUE AND EMS DISTRICT**  
**FY 2022-2023**  
**BUDGET DETAILS - FIRE DEPARTMENT**

Department: 1250 Key Largo Volunteer Fire Department  
Exp Transaction Code 522 (except as indicated below)

| Acct # | Computation / Explanation   | FY 22-23 Proposed Budget | FY 21-22 Adopted Budget | FY 21-22 Actuals YTD | FY 21-22 Projected Actuals | Budget Increase / (Decrease) |
|--------|---|--------------------------|-------------------------|----------------------|----------------------------|------------------------------|
| 490    | General Departmental: General Office & Administrative Costs                                   |                          |                         |                      |                            |                              |
| .05    | Other including Recruitment & Retention   | 1,500                    | 1,500                   | 295                  | 885                        | -                            |
| .06    | Computer/IT services - Increased for website maintenance                                      | 7,500                    | 6,500                   | 9,000                | 10,530                     | 1,000                        |
|        | <i>Total General Departmental</i>   | 9,000                    | 8,000                   | 9,295                | 11,415                     | 1,000                        |
| 491    | Training - Instructor Fees, Education, Student Text and Fire Prevention                       |                          |                         |                      |                            |                              |
| .01    | In-house training courses (Outside/In-house instructors/vendors)                              | 34,200                   | 34,000                  | 6,992                | 12,488                     | 200                          |
| .02    | Out of area training  | 2,500                    | -                       | -                    | -                          | 2,500                        |
| .03    | Fire Prevention (KLVFD Only) - Fire Safety Demonstrations at School                           | 3,000                    | 3,000                   | 2,987                | 3,647                      | -                            |
| .04    | Education & Text Books  | 1,000                    | 1,000                   | 677                  | 1,016                      | -                            |
| .05    | KAPLAN online education (40 firefighters) - Less members                                      | 3,000                    | 4,845                   | 4,500                | 4,500                      | (1,845)                      |
|        | <i>Total Training</i>   | 43,700                   | 42,845                  | 15,156               | 21,651                     | 855                          |
| 510    | Office Supplies   | 3,500                    | 5,200                   | 6,513                | 9,770                      | (1,700)                      |
| 520    | Operating Supplies  |                          |                         |                      |                            |                              |
| .01    | Fire Ground Safety (highway vests, cones, etc.)   | 1,000                    | 1,000                   | 4,065                | 6,098                      | -                            |
| .02    | Daily Operating/Maintenance Supplies including small tools less then 1k                       | 41,702                   | 10,000                  | 28,717               | 43,076                     | 31,702                       |
| .03    | Medical Supplies & Equipment  | 8,000                    | 8,160                   | 7,163                | 10,745                     | (160)                        |
| .05    | Station Cleaning/Housekeeping Supplies  | 5,000                    | 5,000                   | 2,710                | 4,065                      | -                            |
| .06    | Firefighting Gear - (including helmets, gloves, hoods, boots, coat & pants) 7 sets going OOS  | 28,000                   | 18,000                  | 4,221                | 6,332                      | 10,000                       |
| .07    | Clothing, Apparel - Pants, extrication gloves, tee shirts, patches, etc.                      | 9,000                    | 9,000                   | 7,013                | 10,520                     | -                            |
| .08    | Fire fighting Foam or suppression agent   | 8,000                    | 8,000                   | 5,400                | 5,400                      | -                            |
|        | <i>Total Operating Supplies</i>   | 100,702                  | 59,160                  | 59,289               | 86,236                     | 41,542                       |
| 521    | Fuel: Gasoline (for portable equipment)   | 100                      | 75                      | 82                   | 108                        | 25                           |
| 522    | Fuel: Diesel - Increased on cost of fuel  | 20,000                   | 15,000                  | 22,329               | 26,795                     | 5,000                        |
| 540    | Dues, Subscriptions and Publications - Increased for department Zoom, Docusign, Adobe, etc... | 4,192                    | 3,162                   | 2,125                | 2,125                      | 1,030                        |

**KEY LARGO FIRE RESCUE AND EMS DISTRICT**  
**FY 2022-2023**  
**BUDGET DETAILS - FIRE DEPARTMENT**

Department: 1250 Key Largo Volunteer Fire Department  
Exp Transaction Code 522 (except as indicated below)

| Acct #                        | Computation / Explanation   | FY 22-23 Proposed Budget                              | FY 21-22 Adopted Budget                      | FY 21-22 Actuals YTD                         | FY 21-22 Projected Actuals                   | Budget Increase / (Decrease)                                     |
|-------------------------------|---|---|--|--|--|--|
| 620                           | Capital Outlay: Buildings<br>Station 24 Second Story  | -   | -  | 31,450                                       | 31,450                                       | -  |
|                               | <i>Total Capital Outlay: Buildings</i>  | -   | -  | 31,450                                       | 31,450                                       | -  |
| 630                           | Capital Outlay: Infrastructure Improvements - Fire Hydrants<br>\$150,000 from Monroe County ILA   | 150,000   | 150,000                                      | 8,400  | 150,000                                      | -  |
|                               | <i>Total Capital Outlay: Infrastructure Improvements - Fire Hydrants</i>  | 150,000   | 150,000                                      | 8,400  | 150,000                                      | -  |
| 640                           | Capital Outlay: Equipment<br>Vetter Lift Bags for E25<br>Toughbook CF-33 to replace L25 CF-31<br>Vent Saws<br>Blitzfire Ground monitor for E25<br>FireCom Cab Communication Headsets for S24 and L25<br>Masimo Rad-57 Pulse Ox with CO Oximeter with SpMet for both Adult & Pediatric<br>Physio Control Lifepak 1000 AD with add on for ECG Display with Pediatric capability | 15,000<br>5,000<br>5,000<br>3,500<br>14,000<br>-<br>- | -<br>-<br>-<br>-<br>13,000<br>3,850<br>4,400 | -<br>-<br>-<br>-<br>12,873<br>4,519<br>2,517 | -<br>-<br>-<br>-<br>12,873<br>4,519<br>2,517 | 15,000<br>5,000<br>5,000<br>3,500<br>1,000<br>(3,850)<br>(4,400) |
|                               | <i>Total Capital Outlay: Equipment</i>  | 42,500  | 21,250                                       | 19,909                                       | 19,909                                       | 21,250   |
| 641                           | Capital Outlay: Vehicles  | -   | -  | 8,318  | 8,318  | -  |
| 642                           | Capital Outlay: Small Tools & Equipment<br>Various Tools, Equipment, etc. Costing >\$1,000 but < \$ 5,000 per each item and a useful life of 1 year or more   | 10,000  | 7,500  | 7,450  | 7,450  | 2,500  |
| <i>Total Operating Budget</i> |   | 2,483,837   | 2,218,580                                    | 1,671,388                                    | 2,182,169                                    | 265,257  |
| <i>Total Capital Budget</i>   |   | 202,500   | 178,750                                      | 75,527                                       | 217,127                                      | 23,750   |
| <i>Total</i>                  |   | <u>2,686,337</u>                                      | <u>2,397,330</u>                             | <u>1,746,915</u>                             | <u>2,399,296</u>                             | <u>289,007</u>   |

**KEY LARGO FIRE RESCUE AND EMS DISTRICT**  
**FY 2022-2023**  
**BUDGET DETAILS - AMBULANCE CORP**

Department: 1300 Key Largo Volunteer Ambulance Corp  
Exp Transaction Code 526 (except as indicated below)

| Acct # | Computation / Explanation   | FY 22-23<br>Proposed<br>Budget<br>2 Rescues | FY 21-22<br>Adopted<br>Budget<br>2 Rescues | FY 21-22 Actuals<br>YTD | FY 21-22<br>Projected<br>Actuals | Budget<br>Increase /<br>(Decrease) |
|--------|---|---|--|-------------------------|----------------------------------|------------------------------------|
| 120    | Regular Salaries & Wages:   |   |  |                         |                                  |                                    |
| .01    | Administrative (1 Position) - includes 8 holidays & 4.6% COLA   | 45,994                                      | 43,520                                     | 15,693                  | 26,902                           | 2,474                              |
|        | Paramedic Payroll - includes 8 holidays - includes 2 additional FT Medics & 4.6% COLA & STEP raises   | 597,919                                     | 445,982                                    | see net figure below    | see net figure below             | 151,937                            |
| .02    | Less: EMS Income Applied to Offset Reimbursement -  | (250,000)                                   | (150,000)                                  | see net figure below    | see net figure below             | (100,000)                          |
|        | Total Paramedic Payroll Reimbursement   | 347,919                                     | 295,982                                    | 185,170                 | 295,982                          | 51,937                             |
|        | Total Regular Salaries & Wages  | 393,913                                     | 339,502                                    | 200,863                 | 322,884                          | 54,411                             |
| 121    | Volunteer Pay: Volunteer Reimbursement - Includes \$500 for Deputy Chief of Administration & \$250 each for 3 officers duties per month & 4.6% COLA | 106,148                                     | 113,492                                    | 69,514                  | 119,167                          | (7,344)                            |
| 140    | Overtime Wages  | 88,400                                      | 75,000                                     | 69,001                  | 75,000                           | 13,400                             |
| 210    | Employer Payroll Taxes @ 7.65% of Full Time Wages and Volunteer Reimb.  | 64,142                                      | 51,867                                     | 26,338                  | 51,029                           | 12,275                             |
| 220    | Retirement Contributions - 401K (8% employer contribution)  | 20,000                                      | 34,240                                     | 1,441                   | 2,882                            | (14,240)                           |
| 230    | Benefits for 9 full-time medics & 1 admin (up to \$725 per mo. each FT emp.)  | 87,000                                      | 49,984                                     | 26,883                  | 46,085                           | 37,016                             |
| 240    | Worker's Compensation   | 26,000                                      | 22,194                                     | 21,517                  | 22,213                           | 3,806                              |
| 250    | Unemployment Tax  | 300   | 300  | 141                     | 300                              | -                                  |
| 312    | Professional Services: Medical Director, etc.   |   |  |                         | -                                |                                    |
| .02    | Medical Director  | 18,543                                      | 18,543                                     | 13,500                  | 18,000                           | -                                  |
| .03    | Background Checks, drug testing   | 2,000                                       | 780  | 1,432                   | 1,782                            | 1,220                              |
| .04    | Other - Grant Writing   | 2,100                                       | 2,081                                      | -                       | -                                | 19                                 |
|        | Total Professional Services   | 22,643                                      | 21,404                                     | 14,932                  | 19,782                           | 1,239                              |

**KEY LARGO FIRE RESCUE AND EMS DISTRICT**  
**FY 2022-2023**  
**BUDGET DETAILS - AMBULANCE CORP**

Department: 1300 Key Largo Volunteer Ambulance Corp  
Exp Transaction Code 526 (except as indicated below)

| Acct # | Computation / Explanation   | FY 22-23<br>Proposed<br>Budget<br>2 Rescues | FY 21-22<br>Adopted<br>Budget<br>2 Rescues | FY 21-22 Actuals<br>YTD | FY 21-22<br>Projected<br>Actuals | Budget<br>Increase /<br>(Decrease) |
|--------|---|---|--|-------------------------|----------------------------------|------------------------------------|
| 320    | Accounting and Financial Services   | 12,480                                      | 11,985                                     | 6,682                   | 11,455                           | 495                                |
| 400    | Travel & Per Diem - Training, Seminars, Meetings  | 1,500                                       | 2,000                                      | 30                      | 1,548                            | (500)                              |
| 410    | Station Phone Services: (4 phone & 2 fax lines), DSL/Internet, Wireless Air Cards for laptops in trucks | 20,000                                      | 10,924                                     | 11,626                  | 19,930                           | 9,076                              |
| 411    | Advertising - includes "Indeed" ads for paid medic recruitment  | 2,500                                       | 416  | 950                     | 400                              | 2,084                              |
| 412    | Postage & Freight   | 350   | 364  | -                       | 350                              | (14)                               |
| 430    | Utilities   |   |  |                         |                                  |                                    |
| .05    | Electric & Propane  | 12,500                                      | 12,500                                     | 6,192                   | 12,384                           | -                                  |
| .06    | Water   | 2,000                                       | 2,000                                      | 933                     | 1,866                            | -                                  |
|        | <i>Total Utilities</i>  | 14,500                                      | 14,500                                     | 7,125                   | 14,250                           | -                                  |
| 440    | Rental Equipment - O2 rental bottles, etc.  | 7,500                                       | 4,682                                      | 3,102                   | 6,204                            | 2,818                              |
| 450    | Insurance & Risk Management   |   |  |                         |                                  |                                    |
|        | Fire/Wind/Flood   | 46,012                                      | 34,767                                     | 20,004                  | 34,767                           | 11,245                             |
|        | Auto & Umbrella   | 15,548                                      | 10,710                                     | 6,760                   | 10,710                           | 4,838                              |
|        | Disability Insurance (All Members) -  | 4,000                                       | 3,825                                      | 2,794                   | 3,825                            | 175                                |
|        | <i>Total Insurance &amp; Risk Management</i>  | 65,560                                      | 49,302                                     | 29,558                  | 49,302                           | 16,258                             |
| 460    | Repair & Maintenance: Equipment   | 40,000                                      | 42,917                                     | 16,377                  | 32,754                           | (2,917)                            |
| 461    | Repair & Maintenance: Buildings   | 24,000                                      | 26,010                                     | 9,991                   | 19,982                           | (2,010)                            |
| 462    | Repair & Maintenance: Vehicles - includes one-time FORD extended warranty on new Rescues @ \$5,000 ea   | 40,000                                      | 48,000                                     | 23,724                  | 47,448                           | (8,000)                            |
| 470    | Printing and Binding  | 1,400                                       | 1,301                                      | -                       | 1,275                            | 99                                 |
| 490    | General Departmental: Miscellaneous Expenses  |   |  |                         |                                  |                                    |
| .08    | Computer R&M - includes \$6,500 for SmartCop software interface   | 13,000                                      | 6,242                                      | 1,686                   | 3,372                            | 6,758                              |
| .10    | Employee Assistance Program<br>(program through AETNA approx. \$2 per month per member)                 | 1,600                                       | 1,224                                      | 810                     | 1,620                            | 376                                |
| .12    | Membership & Retention  | 2,500                                       | 2,601                                      | -                       | 1,300                            | (101)                              |
|        | <i>Total General Departmental</i>   | 17,100                                      | 10,067                                     | 2,496                   | 6,292                            | 7,033                              |

**KEY LARGO FIRE RESCUE AND EMS DISTRICT**  
**FY 2022-2023**  
**BUDGET DETAILS - AMBULANCE CORP**

Department: 1300 Key Largo Volunteer Ambulance Corp  
Exp Transaction Code 526 (except as indicated below)

| Acct # | Computation / Explanation                                      | FY 22-23<br>Proposed<br>Budget<br>2 Rescues | FY 21-22<br>Adopted<br>Budget<br>2 Rescues | FY 21-22 Actuals<br>YTD | FY 21-22<br>Projected<br>Actuals | Budget<br>Increase /<br>(Decrease) |
|--------|--|---|--|-------------------------|----------------------------------|------------------------------------|
| 491    | Training - Instructor Fees, Education                          |   |  |                         |                                  |                                    |
| .07    | ACLS/PALS (taught in alternating years)                        | 1,600                                       | 1,561                                      | -                       | 1,561                            | 39                                 |
| .10    | Misc. Training/Books & pig tracheas                            | 1,000                                       | 936  | -                       | 936                              | 64                                 |
| .20    | Kaplan/FireEMS Academy online training for members (45 @ \$40) | 1,900                                       | 1,873                                      | 3,569                   | 1,873                            | 27                                 |
| .25    | Advanced Airway Management                                     | 2,500                                       | 2,497                                      | -                       | -                                | 3                                  |
| .40    | Advanced Stroke Life Support                                   | -   | 2,497                                      | -                       | -                                | (2,497)                            |
| .50    | Training mannequin - less \$5,000 donation (from Kay)          | -   | 3,750                                      | -                       | -                                | (3,750)                            |
|        | <i>Total Training</i>  | 7,000                                       | 13,114                                     | 3,569                   | 8,613                            | (6,114)                            |
| 510    | Office Supplies  | 6,500                                       | 2,601                                      | 4,227                   | 6,341                            | 3,899                              |
| 520    | Operating Supplies   |   |  |                         |                                  |                                    |
| .09    | Station Supplies: Ambulance & Building                         | 10,000                                      | 14,000                                     | 3,772                   | 6,466                            | (4,000)                            |
| .10    | Medical Supplies: Bandages/First Aid/Drip Sets                 | 67,500                                      | 63,000                                     | 34,139                  | 58,524                           | 4,500                              |
| .11    | Uniforms, Clothing and Apparel, Membership Supplies            | 7,500                                       | 6,500                                      | 2,064                   | 3,538                            | 1,000                              |
| .12    | Small Tools:   | 6,000                                       | 6,000                                      | -                       | -                                | -                                  |
|        | <i>Total Operating Supplies</i>                                | 91,000                                      | 89,500                                     | 39,975                  | 68,528                           | 1,500                              |
| 522    | Fuel: Diesel   | 35,000                                      | 14,000                                     | 13,084                  | 26,168                           | 21,000                             |
| 524    | Medicine & Drugs : Supplies: Medicine & Controlled Substances  | 35,000                                      | 21,000                                     | 16,062                  | 32,124                           | 14,000                             |
|        | Narcan to Community  | -   | 624  | inc above               | inc above                        | (624)                              |
|        | <i>Total Medicine &amp; Drugs</i>                              | 35,000                                      | 21,624                                     | 16,062                  | 32,124                           | 13,376                             |
| 540    | Dues, Subscriptions and Publications                           | 12,500                                      | 12,311                                     | 7,254                   | 12,311                           | 189                                |

**KEY LARGO FIRE RESCUE AND EMS DISTRICT**  
**FY 2022-2023**  
**BUDGET DETAILS - AMBULANCE CORP**

Department: 1300 Key Largo Volunteer Ambulance Corp  
Exp Transaction Code 526 (except as indicated below)

| Acct # | Computation / Explanation   | FY 22-23<br>Proposed<br>Budget<br>2 Rescues | FY 21-22<br>Adopted<br>Budget<br>2 Rescues | FY 21-22 Actuals<br>YTD | FY 21-22<br>Projected<br>Actuals | Budget<br>Increase /<br>(Decrease) |
|--------|---|---|--|-------------------------|----------------------------------|------------------------------------|
| 643    | Capital Outlay: Buildings   |   |  |                         |                                  |                                    |
|        | Replace entryway awnings  | -   | 3,250                                      | -                       | 3,250                            | (3,250)                            |
|        | <i>Total Capital Outlay: Buildings</i>  | -   | 3,250                                      | -                       | 3,250                            | (3,250)                            |
| 640    | Capital Outlay: Equipment   |   |  |                         |                                  |                                    |
|        | PowerLoad for extra rescue - removed and was remounted in new rescue - will apply for Grant to obtain                 | 21,500                                      | -  | -                       | -                                | 21,500                             |
|        | <i>Total Capital Outlay: Equipment</i>  | 21,500                                      | -  | -                       | -                                | 21,500                             |
| 641    | Capital Outlay: Vehicles - 2008 & 2011 Ambulance Replacement, 1 paid for from using remaining Trauma District Funding | -   | 466,624                                    | 467,630                 | 467,630                          | (466,624)                          |

**Department Total**

|                               |                         |                         |                         |                         |                         |
|-------------------------------|-------------------------|-------------------------|-------------------------|-------------------------|-------------------------|
| <i>Total Operating Budget</i> | 1,242,436               | 1,083,601               | 626,462                 | 1,024,617               | 158,835                 |
| <i>Total Capital Budget</i>   | 21,500                  | 469,874                 | 467,630                 | 470,880                 | (448,374)               |
| <i>Total</i>                  | <u><b>1,263,936</b></u> | <u><b>1,553,475</b></u> | <u><b>1,094,092</b></u> | <u><b>1,495,497</b></u> | <u><b>(289,539)</b></u> |

**KEY LARGO FIRE RESCUE AND EMS DISTRICT**  
**FY 2022-2023**  
**VEHICLE REPLACEMENT SCHEDULE**

8/12/2022

| Year     | Beginning Balance | Contributions | Purchases & Other Distributions | Ending Balance | Vehicle to be Replaced  |
|----------|-------------------|---------------|---------------------------------|----------------|-------------------------|
| 09/30/23 | \$ 586,461        | \$ 275,000    | \$ -                            | \$ 861,461     |                         |
| 09/30/24 | 861,461           | 275,000       | -                               | 1,136,461      |                         |
| 09/30/25 | 1,136,461         | 275,000       | (285,877)                       | 1,125,584      | ambulance (new in 2015) |
| 09/30/26 | 1,125,584         | 275,000       | (294,453)                       | 1,106,131      | ambulance (new in 2016) |
| 09/30/27 | 1,106,131         | 275,000       | -                               | 1,381,131      |                         |
| 09/30/28 | 1,381,131         | 275,000       | -                               | 1,656,131      |                         |
| 09/30/29 | 1,656,131         | 275,000       | -                               | 1,931,131      |                         |
| 09/30/30 | 1,931,131         | 275,000       | (357,657)                       | 1,848,474      | ambulance (new in 2020) |
| 09/30/31 | 1,848,474         | 275,000       | (311,453)                       | 1,812,021      | ambulance (new in 2021) |
| 09/30/32 | 1,812,021         | 275,000       | (814,132)                       | 1,272,889      | E25                     |
| 09/30/33 | 1,272,889         | 275,000       | (838,556)                       | 709,333        | E24                     |
| 09/30/34 | 709,333           | 275,000       | (513,315)                       | 471,018        | Tanker                  |
| 09/30/35 | 471,018           | 300,000       | (350,543)                       | 420,475        | ambulance (new in 2025) |
| 09/30/36 | 420,475           | 300,000       | (361,059)                       | 359,416        | ambulance (new in 2026) |
| 09/30/37 | 359,416           | 300,000       | -                               | 659,416        |                         |
| 09/30/38 | 659,416           | 300,000       | -                               | 959,416        |                         |
| 09/30/39 | 959,416           | 300,000       | (1,224,468)                     | 34,948         | Ladder                  |

| Equipment/Vehicle Type            | Dept        | Unit #    | Year New | Service Life | Replace Year | Years to Replacement | Estimated Replacement Cost in FY23 |
|-----------------------------------|-------------|-----------|----------|--------------|--------------|----------------------|------------------------------------|
| Technical Rescue Pumper           | Fire Rescue | SQUAD-24  | 2013     | 20           | NA           | NA                   | -                                  |
| Tanker/Pumper                     | Fire Rescue | TANKER-24 | 2014     | 20           | 2034         | 11                   | 339,362                            |
| Ladder / Pumper                   | Fire Rescue | LADDER-24 | 2014     | 25           | 2039         | 16                   | 698,297                            |
| Class A Engine                    | Fire Rescue | ENGINE-25 | 2017     | 15           | 2032         | 9                    | 571,016                            |
| Class A Engine                    | Fire Rescue | ENGINE-24 | 2018     | 15           | 2033         | 10                   | 571,016                            |
| Cascade Air Fill & Lighting Truck | Fire Rescue | AIR-24    | 2022     | 20           | 2042         | 19                   | 256,957                            |

|                    |     |  |      |    |      |   |         |
|--------------------|-----|--|------|----|------|---|---------|
| Type III Ambulance | EMS |  | 2022 | 10 | 2032 | 9 | 246,600 |
| Type III Ambulance | EMS |  | 2022 | 10 | 2032 | 9 | 246,600 |
| Type III Ambulance | EMS |  | 2015 | 10 | 2025 | 2 | 246,600 |
| Type III Ambulance | EMS |  | 2016 | 10 | 2026 | 3 | 246,600 |

10A





## KEY LARGO EMS MONTHLY CALL STATISTICS 2022

Total Year Up to Date 1173

Total Year Up to Date >103MM 332

Last Updated: 07/02/2022

| TYPE OF CALLS | ALS | BLS | BACK-UP | PEDIATRIC | TRAUMA ALERTS | CARDIAC ARRESTS | PUBLIC ASSISTS | STAND-BY | FIRES | CANCEL | REFUSALS | TRANSPORTS | MUTUAL AID | MM >103 | TOTAL CALLS |
|---------------|-----|-----|---------|-----------|---------------|-----------------|----------------|----------|-------|--------|----------|------------|------------|---------|-------------|
| JANUARY       | 101 | 25  | 31      | 7         | 1             | 0               | 20             | 3        | 0     | 4      | 24       | 126        | 6          | 44      | 177         |
| FEBRUARY      | 61  | 18  | 19      | 1         | 2             | 1               | 14             | 2        | 0     | 5      | 36       | 79         | 1          | 38      | 136         |
| MARCH         | 82  | 24  | 29      | 5         | 2             | 3               | 17             | 3        | 0     | 9      | 40       | 106        | 1          | 49      | 175         |
| APRIL         | 81  | 21  | 14      | 7         | 2             | 2               | 22             | 3        | 0     | 8      | 29       | 102        | 1          | 46      | 164         |
| MAY           | 70  | 25  | 24      | 20        | 1             | 1               | 20             | 2        | 0     | 7      | 39       | 95         | 0          | 45      | 163         |
| JUNE          | 77  | 24  | 25      | 10        | 0             | 0               | 19             | 2        | 2     | 5      | 32       | 101        | 1          | 53      | 161         |
| JULY          | 97  | 17  | 22      | 5         | 2             | 0               | 17             | 2        | 0     | 11     | 53       | 114        | 3          | 57      | 197         |
| AUGUST        |     |     |         |           |               |                 |                |          |       |        |          | 0          |            |         | 0           |
| SEPTEMBER     |     |     |         |           |               |                 |                |          |       |        |          | 0          |            |         | 0           |
| OCTOBER       |     |     |         |           |               |                 |                |          |       |        |          | 0          |            |         | 0           |
| NOVEMBER      |     |     |         |           |               |                 |                |          |       |        |          | 0          |            |         | 0           |
| DECEMBER      |     |     |         |           |               |                 |                |          |       |        |          | 0          |            |         | 0           |

10B



# KEY LARGO VOLUNTEER AMBULANCE CORPS, INC.

98600 Overseas Highway Key Largo, Florida 33037 Phone: 305-451-2766 Fax: 305-451-1562

## Business Meeting Agenda Date: JULY 12, 2022 Hybrid Meeting

1. Call to Order
2. Approval of Agenda
3. Announcements
4. Public Comment
5. Approval of Minutes June 2022
6. Treasurer's Report June 2022
7. Committee Reports
8. Legal Report
9. Membership Review
  - A. Requests for Reimbursement for Alexander Marcovich
10. Old Business
11. New Business
  - A. Budget Update Discussion
12. Membership Discussion
13. Adjournment



# KEY LARGO VOLUNTEER AMBULANCE CORPS, INC.

98600 Overseas Highway Key Largo, Florida 33037 Phone: 305-451-2766 Fax: 305-451-1562

## Business Meeting

Date: July 11, 2022

Board members in attendance were Brenda Beckmann, Dawn DeBrule, Adam Schussheim, Tess Marra and Scott Robinson. A quorum was present. Chief Don Bock was also in attendance.

1. Meeting was called to order at 6:34 pm by President Scott Robinson.
2. **Approval of Agenda**  
Dawn DeBrule seconded by Adam Schussheim moved approval of the agenda.  
Motion carried unanimously.
3. **Announcements**
  - Beginning July 1, 2022, Sara Straub is the new Training Officer.
  - The two new trucks have received the State permits and are awaiting the county to program the radios. The trucks are ready to be stocked
4. **Public Comment** - No public comment.
5. **Approval of Minutes**  
Brenda Beckmann seconded by Adam Schussheim moved approval of the June 2022 minutes. Motion carried unanimously.
6. **Treasurer's Report**  
Scott Robinson reported a balance of \$ 352,008.01 as of June 30 2022. Dawn DeBrule seconded by Brenda Beckman n moved approval of the treasurer's report.  
Motion carried unanimously.
7. **Committee Reports** - No report.
8. **Legal Report** - No Report
9. **Membership Review**
  - A. The Request for Reimbursement for Alexander Marcovich was unanimously approved upon motion and second by Dawn DeBrule and Adam Schussheim.



## KEY LARGO VOLUNTEER AMBULANCE CORPS, INC.

98600 Overseas Highway Key Largo, Florida 33037 Phone: 305-451-2766 Fax: 305-451-1562

**10. Old Business - None**

**11. New Business**

A discussion was held concerning the proposed 2022-2023 budget. It was noted that the District has made no changes so far to the proposed budget.

**12. Membership Discussion**

- A discussion was held concerning the fact that the Covid numbers are again rising.
- There was a discussion about again placing an ad with Indeed for paid paramedics.
- There was discussion concerning getting a quote for drywall and insulation in the gym and old trauma office for mold mitigation in those two areas.

**13. Adjournment**

There being no further business, the meeting was adjourned at 6:52 pm.

Kay Cullen  
Recording Secretary

**Key Largo Volunteer Ambulance Corp Inc.**  
**Treasurer's Report**  
**July 2022**

|                                | Billing Account     | Corp Account        | Building Account    | CPR Account     | Certificates of Deposit | Total                      |
|--------------------------------|---------------------|---------------------|---------------------|-----------------|-------------------------|----------------------------|
| <b>Beginning Balance</b>       | <b>\$155,564.18</b> | <b>\$5,387.88</b>   | <b>\$43.66</b>      | <b>\$130.20</b> | <b>\$190,962.09</b>     | <b>\$352,088.01</b>        |
| <u>Revenues</u>                |                     |                     |                     |                 |                         |                            |
| Interest                       | 5.58                | 0.20                | 3.69                | 0.02            | 1,348.51                | 1,358.00                   |
| Medical Fees                   | 25,083.72           |                     |                     |                 |                         | 25,083.72                  |
| Medical Transcripts            |                     |                     |                     |                 |                         | 0.00                       |
| KL Fire Rescue & EMS Reimb     | 9,100.22            |                     |                     |                 |                         | 9,100.22                   |
| Donations                      |                     |                     |                     |                 |                         | 0.00                       |
| Educational Income             |                     |                     |                     | 445.00          |                         | 445.00                     |
| Uncollected Income/Adjustmts   | 28,997.82           |                     |                     |                 |                         | 28,997.82                  |
| Misc Income                    |                     |                     |                     |                 |                         | 0.00                       |
| <b>Total Revenues</b>          | <b>\$63,187.34</b>  | <b>\$0.20</b>       | <b>\$3.69</b>       | <b>\$445.02</b> | <b>\$1,348.51</b>       | <b>\$64,984.76</b>         |
| <u>Expenditures</u>            |                     |                     |                     |                 |                         |                            |
| Advertising                    |                     | 1,481.44            |                     |                 |                         | 1,481.44                   |
| Medical Billing Refunds        |                     |                     |                     |                 |                         | 0.00                       |
| Payroll Expenses               | 58,987.42           | 7,009.78            |                     |                 |                         | 65,997.20                  |
| Licenses & Permits             |                     |                     |                     |                 |                         | 0.00                       |
| Professional Fees              |                     | 1,200.00            |                     |                 |                         | 1,200.00                   |
| Supplies                       |                     | 728.89              |                     |                 |                         | 728.89                     |
| Bank Service Charges           | 63.97               |                     |                     |                 |                         | 63.97                      |
| Dues & Subscriptions           |                     |                     |                     |                 |                         | 0.00                       |
| Repairs & Maintenance          | 1,500.00            |                     |                     |                 |                         | 1,500.00                   |
| Training                       |                     | 5,000.00            |                     |                 |                         | 5,000.00                   |
| <b>Total Expenditures</b>      | <b>\$60,551.39</b>  | <b>\$15,420.11</b>  | <b>\$0.00</b>       | <b>\$0.00</b>   | <b>\$0.00</b>           | <b>\$75,971.50</b>         |
| <b>Ending Balance</b>          | <b>\$158,200.13</b> | <b>-\$10,032.03</b> | <b>\$47.35</b>      | <b>\$575.22</b> | <b>\$192,310.60</b>     | <b>\$341,101.27</b>        |
| TRANSFERS                      | (6,000.00)          | 6,000.00            | 192,310.60          | 0.00            | (192,310.60)            | 0.00                       |
| Balance before Adjustment      | 152,200.13          | -4,032.03           | 192,357.95          | 575.22          | 0.00                    | 341,101.27                 |
| Adjustment to arrive at Actual | -30,087.36          | 1,050.65            | 0.00                | 0.00            | 0.00                    | -29,036.71                 |
| <b>ACTUAL BALANCE @ MO END</b> | <b>\$122,112.77</b> | <b>-\$2,981.38</b>  | <b>\$192,357.95</b> | <b>\$575.22</b> | <b>\$0.00</b>           | <b><u>\$312,064.56</u></b> |

11A



# NFPA Analysis Report

## Key Largo Fire Department

Date Range: From 07/01/2022 to 07/31/2022



| FIRE IN STRUCTURES BY FIXED<br>PROPERTY USE (OCCUPANCY)<br><br>(All in Section A Incident Type 110-129) | Number of | Number of Civilian Fire<br>Casualties. If none, write<br>0. |          | Estimated Property<br>Damage from Fire. If<br>no loss, write 0. |
|---|-----------|---|----------|---|
|   |           | Deaths  | Injuries |   |
| 1. Private Dwellings (1 or 2 family), Including mobile homes (FPU 400-419)                              | 0         | 0   | 0        | \$0   |
| 2. Apartments (3 or more families) FPU 429 or FPU 439)  | 0         | 0   | 0        | \$0   |
| 3. Hotels and Motels (FPU 449)  | 0         | 0   | 0        | \$0   |
| 4. All other residential (dormitories, boarding houses, tents, etc.) (FPU 459-499)                      | 0         | 0   | 0        | \$0   |
| 5. TOTAL OTHER RESIDENTIAL FIRES (SHOULD BE SUM OF LINES 1 THROUGH 4)                                   | 0         | 0   | 0        | \$0   |
| 6. Public Assembly (church, restaurant, clubs, etc.) (FPU 100-199)                                      | 0         | 0   | 0        | \$0   |
| 7. Schools and Colleges (FPU 200-299)   | 0         | 0   | 0        | \$0   |
| 8. Health Care and Penal Institutions (hospitals, nursing homes, prisons, etc.) (FPU 300-399)           | 0         | 0   | 0        | \$0   |
| 9. Stores and Offices (FPU 500-599)   | 0         | 0   | 0        | \$0   |
| 10. Industry, Utility, Defense, Laboratories, Manufacturing (FPU 600-799)                               | 0         | 0   | 0        | \$0   |
| 11. Storage in Structures (barns, vehicle storage garages, general storage, etc.) (FPU 800-899)         | 0         | 0   | 0        | \$0   |
| 12. Other Structures** (outbuildings, bridges, etc.) (FPU 900-999)                                      | 2         | 0   | 0        | \$0   |
| 13. TOTALS FOR STRUCTURE FIRES (SHOULD BE SUM OF LINES 5 THROUGH 12)                                    | 2         | 0   | 0        | \$0   |

### B. OTHER FIRE AND INCIDENTS

|   |     |   |   |     |
|---|-----|---|---|-----|
| 14a. Fires in Highway Vehicles (autos, trucks, buses, etc.) (IT 131-132, 136-137)   | 0   | 0 | 0 | \$0 |
| 14b. Fires in Other Vehicles (planes, trains, ships, construction or farm vehicles, etc.) (IT 130, 133-135, 138)                                  | 0   | 0 | 0 | \$0 |
| 15. Fires outside of Structures with Value Involved, but Not Vehicles (outside storage, crops, timber, etc. (IT 140, 141, 161, 162, 164, 170-173) | 2   | 0 | 0 | \$0 |
| 16. Fires in Brush, Grass, Wildland (excluding crops and timber) with no value involved. (IT 142-143)   | 2   | 0 | 0 |     |
| 17. Fires in Rubbish, Including Dumpsters (outside of structures), with no value involved. (IT 150-155)   | 1   | 0 | 0 |     |
| 18. All Other Fires. (IT 100, 160, 163)   | 1   | 0 | 0 | \$0 |
| 19. TOTAL FOR FIRES (SHOULD BE SUM OF LINES 13 THROUGH 18)  | 8   | 0 | 0 | \$0 |
| 20. Rescue, Emergency Medical Responses (ambulance, EMS, rescue) (IT 300-381)   | 57  |   |   |     |
| 21. False Alarm Responses (malicious or unintentional false calls, system malfunctions, bomb scares) (IT 700-746)                                 | 12  |   |   |     |
| 22. Mutual Aid or Assistance Responses Given  | 0   |   |   |     |
| 23. Hazardous Materials Responses (spills, leaks, etc.) (IT 410-431)  | 2   |   |   |     |
| 23. Other Hazardous Conditions (arcing wires, bomb removal, power line down, etc.) (IT 440-482, 400)  | 1   |   |   |     |
| 24. All Other Responses (smoke scares, lock-outs, animal rescues, etc.) (IT 200-251, 500-699, 800-911)  | 32  |   |   |     |
| 25. TOTAL FOR ALL INCIDENTS (SHOULD BE SUM OF LINES 19 THROUGH 24)  | 112 |   |   |     |

Based on what is reported in lines 5 and 13 for number of fire above, please report separately:

*Confined fires (e.g., cooking fires confined to cooking vessel, or chimney fire that did not spread beyond chimney, or confined trash fires)*

*IIT 113 - 118), and Nonconfined fires (IT 110 - 112, 120 - 123).*

|                                     | Number of Confined Fires | Number of Nonconfined Fires |
|-------------------------------------|--------------------------|-----------------------------|
| 5. Residential Fires (line 5 above) | 0                        | 0                           |
| 13. Structure Fires (line 13 above) | 2                        | 0                           |

### BREAKDOWN OF FALSE ALARM RESPONSES

|   |   |
|---|---|
| 1. Malicious, Mischievous False Call (IT 710-715)                             | 0 |
| 2. System Malfunction (IT 700-739)  | 3 |
| 3. Unintentional (tripping on Interior device accidentally etc.) (IT 740-749) | 8 |
| 4. Other False Alarms (bomb scares, etc.) (IT 721, 700)                       | 1 |



| INTENTIONALLY SET FIRES IN STRUCTURES AND VEHICLES |                                   | Numbers of Fires | Number of Civilian Fire |          | Estimated Property Damage and Contents from Fire |
|--|-----------------------------------|------------------|-------------------------|----------|--|
|  |                                   |                  | Deaths                  | Injuries |  |
| 1.   | Structure Fires Intentionally set | 0                | 0                       | 0        | 0  |
| 2.   | Vehicle Fires Intentionally set   | 0                | 0                       | 0        | 0  |

| FIRE SERVICE EXPOSURES AND INJURIES |  |   |                    |                         |          |               |
|-------------------------------------|--|---|--------------------|-------------------------|----------|---------------|
| 1.                                  | Total number of firefighters that were exposed to infectious diseases  | 0   |                    |                         |          |               |
| 2.                                  | Total Number of firefighters that were exposed to hazardous            | 0   |                    |                         |          |               |
| 3.                                  | Total number of nonfatal firefighter injuries during all types of duty | 0   |                    |                         |          |               |
|                                     | Nature of Most Serious Injury  | Responding to or Returning from Incidents | At the Fire Ground | At Non-Fire Emergencies | Training | Other On-Duty |
| 1.                                  | Burns (PAS 12,13,14,15)  | 0   | 0                  | 0                       | 0        | 0             |
| 2a.                                 | Smoke or Gas Inhalation(PAS 01,02)                                     | 0   | 0                  | 0                       | 0        | 0             |
| 2b.                                 | Other Respiratory Distress (PAS 03,44,64,65)                           | 0   | 0                  | 0                       | 0        | 0             |
| 3.                                  | Burn and Smoke Inhalation PAS(11)                                      | 0   | 0                  | 0                       | 0        | 0             |
| 4.                                  | Wound, Cut, Bleeding, Bruise (PAS 21-25,35,36,72,73)                   | 0   | 0                  | 0                       | 0        | 0             |
| 5.                                  | Dislocation, Fracture (PAS 31, 32, 63)                                 | 0   | 0                  | 0                       | 0        | 0             |
| 6.                                  | Heart Attack or Stroke (PAS 41, 42, 43)                                | 0   | 0                  | 0                       | 0        | 0             |
| 7.                                  | Strain, Sprain, Muscular Pain (PAS 33, 34, and 98)                     | 0   | 0                  | 0                       | 0        | 0             |
| 8.                                  | Thermal Stress (frostbite, heat, exhaustion) (PAS 57, 83-85)           | 0   | 0                  | 0                       | 0        | 0             |
| 9.                                  | Other (PAS All other codes)  | 0   | 0                  | 0                       | 0        | 0             |
| 10.                                 | Total  | 0   | 0                  | 0                       | 0        | 0             |








| FIREGROUND INJURIES BY CAUSE |  |
|------------------------------|--|
| 1.                           | Exposure to Fire Products (Cause 4, object 47-49, 53, 64): |
| 2.                           | Exposure to Chemicals or Radiation(Cause 4, object 52,56): |
| 3.                           | Fall, jump, slip, trip (cause 1 to 3):                     |
| 4.                           | Overexertion, strain (cause 7):                            |
| 5.                           | Contact with object (cause 6):                             |
| 6.                           | Struck by (cause 5):                                       |
| 7.                           | Exteme weather (cause 4, object 62):                       |
| 8.                           | Other:   |

| THREE HIGHEST LOSS OF LIFE FIRES | THREE HIGHEST PROPERTY DAMAGE FIRES |
|----------------------------------|-------------------------------------|
| NO LOSS OF LIFE EVENTS           | NO PROPERTY DAMAGE EVENTS           |

# Alarms by Day of Week

Key Largo Fire Department

Date Range: From 07/01/2022 to 07/31/2022

| Day of Week |  | Totals |
|-------------|--|--------|
| Sunday      |     | 15     |
| Monday      |    | 20     |
| Tuesday     |     | 13     |
| Wednesday   |     | 11     |
| Thursday    |     | 15     |
| Friday      |     | 17     |
| Saturday    |  | 21     |

No Date 0  
Total Alarms 112

# Incident Run Log

## Key Largo Fire Department

Date Range: From 07/01/2022 to 07/31/2022

Company: All Companies

Sorted by: Not selected

| Date       | FDID  | Incident#   | Alarm | ###  | Address                   | Suite | Zip    | Type   | Lgth |
|------------|-------|-------------|-------|------|---------------------------|-------|--------|--|------|
| 07/04/2022 | 38032 | 2022-000596 | 22:09 | 49   | MUTINY PL                 |       | 33037  | Fire, other                                      | 1.0  |
| 07/02/2022 | 38032 | 2022-000579 | 22:16 | 9600 | OVERSEAS HWY              |       | 33037  | Trash or rubbish fire, contained                 | 0.5  |
| 07/04/2022 | 38032 | 2022-000587 | 01:23 | 500  | ST CROIX PL               |       | 33037  | Trash or rubbish fire, contained                 | 0.3  |
| 07/04/2022 | 38032 | 2022-000595 | 21:20 | 287  | KING AVE                  |       | 33037  | Natural vegetation fire, other                   | 0.3  |
| 07/13/2022 | 38032 | 2022-000620 | 18:50 | 437  | LAGUNA AVE                |       | 33037  | Natural vegetation fire, other                   | 0.3  |
| 07/02/2022 | 38032 | 2022-000577 | 21:54 | 210  | TAYLOR DR                 |       | 33037  | Brush or brush-and-grass mixture fire            | 0.5  |
| 07/03/2022 | 38032 | 2022-000586 | 23:01 |      | CARIBBEAN DR / 99.6 MM OC |       | 33037  | Brush or brush-and-grass mixture fire            | 0.3  |
| 07/21/2022 | 38032 | 2022-000646 | 15:34 | 9768 | OVERSEAS HWY              |       | 33037  | Dumpster or other outside trash receptacle fire  | 0.4  |
| 07/09/2022 | 38032 | 2022-000608 | 15:28 | 9745 | OVERSEAS HWY              |       | 33037  | Medical assist, assist EMS crew                  | 0.5  |
| 07/12/2022 | 38032 | 2022-000616 | 15:49 | 179  | OCEAN SHORES DRIVE        |       | 33037  | Medical assist, assist EMS crew                  | 0.2  |
| 07/13/2022 | 38032 | 2022-000619 | 09:57 | 802  | TOPAZ AVE                 |       | 33037  | Medical assist, assist EMS crew                  | 0.1  |
| 07/16/2022 | 38032 | 2022-000628 | 19:22 | 325  | CALUSA ST                 |       | 33037  | Medical assist, assist EMS crew                  | 0.2  |
| 07/20/2022 | 38032 | 2022-000640 | 13:42 | 201  | OCEAN DR 99.6MM OC        |       | 33037  | Medical assist, assist EMS crew                  | 0.7  |
| 07/23/2022 | 38032 | 2022-000660 | 13:15 | 9700 | OVERSEAS HIGHWAY          |       | 33037  | Medical assist, assist EMS crew                  | 0.4  |
| 07/23/2022 | 38032 | 2022-000661 | 16:35 | 9750 | OVERSEAS HWY              |       | 33037  | Medical assist, assist EMS crew                  | 0.4  |
| 07/23/2022 | 38032 | 2022-000662 | 19:04 | 367  | BUTTONWOOD DR 100         |       | 33037  | Medical assist, assist EMS crew                  | 0.3  |
| 07/25/2022 | 38032 | 2022-000667 | 16:28 | 809  | TOPAZ AVE                 |       | 33037  | Medical assist, assist EMS crew                  | 0.4  |
| 07/03/2022 | 38032 | 2022-000582 | 09:53 | 31   | EXUMA RD                  |       | 33037  | EMS call, excluding vehicle accident with injury | 0.6  |
| 07/03/2022 | 38032 | 2022-000584 | 19:27 | 70   | BAHAMA AVE                |       | 33037  | EMS call, excluding vehicle accident with injury | 0.4  |
| 07/03/2022 | 38032 | 2022-000585 | 20:54 | 1047 | OVERSEAS HWY              |       | 33037  | EMS call, excluding vehicle accident with injury | 0.3  |
| 07/04/2022 | 38032 | 2022-000589 | 12:28 | 1    | EAST DRIVE 99MM OC        |       | 33037  | EMS call, excluding vehicle accident with injury | 0.8  |
| 07/04/2022 | 38032 | 2022-000591 | 14:57 |      | MARINA AVE 99.6 OC        |       | 33037  | EMS call, excluding vehicle accident with injury | 0.0  |
| 07/04/2022 | 38032 | 2022-000593 | 18:08 | 1079 | OVERSEAS HWY              |       | 33037  | EMS call, excluding vehicle accident with injury | 1.6  |
| 07/04/2022 | 38032 | 2022-000594 | 18:22 | 169  | OCEAN SHORES DRIVE        |       | 33037  | EMS call, excluding vehicle accident with injury | 0.2  |
| 07/08/2022 | 38032 | 2022-000602 | 19:35 | 1    | EAST DR                   |       | 33037- | EMS call, excluding vehicle accident with injury | 0.6  |
| 07/09/2022 | 38032 | 2022-000603 | 08:00 | 1065 | OVERSEAS HWY              |       |        | EMS call, excluding vehicle accident with injury | 0.2  |
| 07/09/2022 | 38032 | 2022-000609 | 20:55 | 1    | EAST DR                   |       | 33037- | EMS call, excluding vehicle accident with injury | 0.2  |
| 07/11/2022 | 38032 | 2022-000613 | 14:12 | 251  | RYAN AVE                  |       | 33037  | EMS call, excluding vehicle accident with injury | 0.6  |
| 07/12/2022 | 38032 | 2022-000615 | 12:12 | 1    | EAST DRIVE 99MM OC        |       | 33037  | EMS call, excluding vehicle accident with injury | 0.1  |
| 07/13/2022 | 38032 | 2022-000618 | 01:01 | 1078 | OVERSEAS HWY              | 305   | 33037  | EMS call, excluding vehicle accident with injury | 0.5  |
| 07/14/2022 | 38032 | 2022-000623 | 19:53 | 43   | JENNY LN                  |       | 33037  | EMS call, excluding vehicle accident with injury | 0.0  |
| 07/16/2022 | 38032 | 2022-000626 | 13:12 | 1065 | OVERSEAS HWY              |       | 33037  | EMS call, excluding vehicle accident with injury | 0.2  |
| 07/16/2022 | 38032 | 2022-000629 | 19:32 | 37   | FLORIDA DR                |       | 33037  | EMS call, excluding vehicle accident with injury | 0.6  |
| 07/17/2022 | 38032 | 2022-000630 | 12:59 | 1065 | OVERSEAS HWY              |       | 33037  | EMS call, excluding vehicle accident with injury | 0.5  |
| 07/17/2022 | 38032 | 2022-000631 | 14:20 | 101  | GRASSY RD                 |       | 33037  | EMS call, excluding vehicle accident with injury | 0.3  |
| 07/17/2022 | 38032 | 2022-000632 | 17:04 | 11   | OCEAN DR CR 905           |       | 33037  | EMS call, excluding vehicle accident with injury | 0.4  |
| 07/19/2022 | 38032 | 2022-000637 | 11:17 | 65   | 2 CT WEST                 |       | 33037  | EMS call, excluding vehicle accident with injury | 0.4  |
| 07/20/2022 | 38032 | 2022-000641 | 13:05 | 4    | BLACKWATER LN NORTH       | 302   | 33037  | EMS call, excluding vehicle accident with injury | 0.5  |
| 07/20/2022 | 38032 | 2022-000644 | 20:30 | 825  | LARGO RD                  |       | 33037- | EMS call, excluding vehicle accident with injury | 0.4  |
| 07/21/2022 | 38032 | 2022-000649 | 17:37 | 45   | GARDEN COVE DR            |       | 33037  | EMS call, excluding vehicle accident with injury | 0.3  |
| 07/22/2022 | 38032 | 2022-000652 | 00:09 | 1065 | OVERSEAS HWY              |       | 33037  | EMS call, excluding vehicle accident with injury | 0.3  |
| 07/23/2022 | 38032 | 2022-000659 | 09:00 | 19   | OCEAN DR N C 1.5          |       | 33037  | EMS call, excluding vehicle accident with injury | 0.5  |
| 07/24/2022 | 38032 | 2022-000663 | 00:37 | 11   | MARLIN AVE NORTH          |       | 33037  | EMS call, excluding vehicle accident with injury | 0.6  |
| 07/24/2022 | 38032 | 2022-000664 | 14:46 | 1065 | OVERSEAS HWY              |       | 33037  | EMS call, excluding vehicle accident with injury | 0.3  |
| 07/24/2022 | 38032 | 2022-000665 | 22:51 | 9535 | OVERSEAS HWY              | 20    | 33037  | EMS call, excluding vehicle accident with injury | 0.2  |
| 07/25/2022 | 38032 | 2022-000669 | 20:46 | 9975 | OVERSEAS HWY              |       | 33037  | EMS call, excluding vehicle accident with injury | 0.2  |
| 07/30/2022 | 38032 | 2022-000684 | 20:34 |      | US1                       |       | 33037  | EMS call, excluding vehicle accident with injury | 0.3  |
| 07/30/2022 | 38032 | 2022-000685 | 21:54 | 1040 | OVERSEAS HWY              |       | 33037  | EMS call, excluding vehicle accident with injury | 0.3  |
| 07/31/2022 | 38032 | 2022-000686 | 01:45 | 350  | HAZEL ST                  |       | 33037  | EMS call, excluding vehicle accident with injury | 0.5  |
| 07/09/2022 | 38032 | 2022-000607 | 11:51 |      | GARDEN COVE DR / 106 MM O |       | 33037  | Motor vehicle accident with injuries             | 1.4  |
| 07/11/2022 | 38032 | 2022-000610 | 09:23 |      | US1                       |       | 33037  | Motor vehicle accident with injuries             | 0.7  |
| 07/15/2022 | 38032 | 2022-000625 | 20:35 |      | US1                       |       | 33037  | Motor vehicle accident with injuries             | 1.0  |
| 07/16/2022 | 38032 | 2022-000627 | 16:37 | 110  | US1                       |       | 33037  | Motor vehicle accident with injuries             | 1.1  |
| 07/19/2022 | 38032 | 2022-000636 | 09:07 | 9800 | DOCKSIDE DR               |       | 33037  | Motor vehicle accident with injuries             | 0.4  |
| 07/19/2022 | 38032 | 2022-000638 | 15:43 |      | US1                       |       | 33037  | Motor vehicle accident with injuries             | 0.3  |
| 07/21/2022 | 38032 | 2022-000648 | 16:19 | 1014 | OVERSEAS HWY              |       | 33037  | Motor vehicle accident with injuries             | 0.7  |
| 07/25/2022 | 38032 | 2022-000668 | 16:50 |      | TROPICAL LANE / 103.4 MM  |       | 33037  | Motor vehicle accident with injuries             | 0.6  |
| 07/25/2022 | 38032 | 2022-000670 | 23:20 | 9895 | OVERSEAS HWY              | SB    | 33037  | Motor vehicle accident with injuries             | 0.3  |
| 07/26/2022 | 38032 | 2022-000672 | 09:04 | 1061 | OVERSEAS HWY              | SB    | 33037  | Motor vehicle accident with injuries             | 0.7  |

| Date       | FDID  | Incident#   | Alarm | ###  | Address                   | Suite | Zip    | Type   | Lgth |
|------------|-------|-------------|-------|------|---------------------------|-------|--------|--|------|
| 07/29/2022 | 38032 | 2022-000680 | 04:27 | 1038 | OVERSEAS HWY              |       | 33037  | Motor vehicle accident with injuries               | 0.7  |
| 07/01/2022 | 38032 | 2022-000572 | 12:43 |      | SNAPPER AVE / 103.4 MM OC |       | 33037  | Motor vehicle/pedestrian accident (MV Ped)         | 0.3  |
| 07/21/2022 | 38032 | 2022-000651 | 18:56 |      | ST CROIX PL / 99.6 MM OC  |       | 33037  | Motor vehicle/pedestrian accident (MV Ped)         | 1.6  |
| 07/03/2022 | 38032 | 2022-000581 | 08:26 |      | US1                       |       | 33037  | Motor vehicle accident with no injuries.           | 0.1  |
| 07/29/2022 | 38032 | 2022-000681 | 10:26 |      | US1                       |       | 33037  | Motor vehicle accident with no injuries.           | 0.3  |
| 07/11/2022 | 38032 | 2022-000614 | 15:42 | 1003 | OVERSEAS HWY              |       | 33037  | Removal of victim(s) from stalled elevator         | 2.0  |
| 07/05/2022 | 38032 | 2022-000598 | 13:18 | 1019 | OVERSEAS HWY              |       | 33037  | Gas leak (natural gas or LPG)                      | 0.9  |
| 07/26/2022 | 38032 | 2022-000671 | 02:23 | 9936 | OVERSEAS HWY              |       | 33037  | Gas leak (natural gas or LPG)                      | 0.9  |
| 07/27/2022 | 38032 | 2022-000675 | 07:34 |      | GULFSTREAM DR / CR 905    |       | 33037  | Arcing, shorted electrical equipment               | 0.7  |
| 07/01/2022 | 38032 | 2022-000571 | 08:09 | 1    | EAST DRIVE 99MM OC        |       | 33037  | Service Call, other                                | 0.1  |
| 07/20/2022 | 38032 | 2022-000643 | 21:14 | 1024 | OVERSEAS HWY              |       | 33037  | Public service assistance, other                   | 0.3  |
| 07/27/2022 | 38032 | 2022-000676 | 12:07 | 1004 | OVERSEAS HWY              |       | 33037  | Public service assistance, other                   | 0.3  |
| 07/07/2022 | 38032 | 2022-000600 | 06:39 |      | LARGO SOUND VILLAGE / 104 |       | 33037  | Assist police or other governmental agency         | 0.0  |
| 07/07/2022 | 38032 | 2022-000601 | 14:50 | 116  | JASMINE DR                |       | 33037  | Assist police or other governmental agency         | 0.3  |
| 07/09/2022 | 38032 | 2022-000606 | 09:39 |      | US1                       |       | 33037  | Assist police or other governmental agency         | 0.2  |
| 07/11/2022 | 38032 | 2022-000611 | 10:37 | 116  | LONG BEN DR               |       |        | Assist police or other governmental agency         | 0.7  |
| 07/25/2022 | 38032 | 2022-000666 | 12:30 | 1027 | OVERSEAS HWY              |       | 33037  | Assist police or other governmental agency         | 0.5  |
| 07/22/2022 | 38032 | 2022-000656 | 20:36 | 300  | BUTTONWOOD SHORES DR      |       | 33037  | Unauthorized burning                               | 0.7  |
| 07/28/2022 | 38032 | 2022-000678 | 13:07 | 369  | BUTTONWOOD DR 100         |       | 33037  | Unauthorized burning                               | 0.2  |
| 07/02/2022 | 38032 | 2022-000575 | 20:40 | 9700 | OVERSEAS HIGHWAY          |       | 33037  | Dispatched & canceled en route                     | 0.1  |
| 07/03/2022 | 38032 | 2022-000580 | 01:16 | 9949 | OVERSEAS HWY              |       | 33037  | Dispatched & canceled en route                     | 0.0  |
| 07/12/2022 | 38032 | 2022-000617 | 20:00 | 806  | TOPAZ AVE                 |       | 33037  | Dispatched & canceled en route                     | 0.0  |
| 07/19/2022 | 38032 | 2022-000635 | 08:26 | 9871 | OVERSEAS HWY              |       | 33037- | Dispatched & canceled en route                     | 0.2  |
| 07/20/2022 | 38032 | 2022-000642 | 12:05 | 1024 | OVERSEAS HWY              |       | 33037- | Dispatched & canceled en route                     | 0.0  |
| 07/21/2022 | 38032 | 2022-000650 | 18:51 | 412  | COLLINS ST                |       | 33037  | Dispatched & canceled en route                     | 0.0  |
| 07/26/2022 | 38032 | 2022-000674 | 16:25 | 862  | NARRAGANSETT LN           |       | 33037  | Dispatched & canceled en route                     | 0.0  |
| 07/29/2022 | 38032 | 2022-000682 | 12:03 | 9482 | OVERSEAS HWY              | 180   | 33037  | Dispatched & canceled en route                     | 0.1  |
| 07/03/2022 | 38032 | 2022-000583 | 10:38 |      | HOMESTEAD AVE / 99.5 MM O |       | 33037  | No incident found on arrival at dispatch address   | 0.3  |
| 07/04/2022 | 38032 | 2022-000597 | 23:14 | 1500 | OCEAN BAY DR              |       | 33037  | Authorized controlled burning                      | 0.3  |
| 07/28/2022 | 38032 | 2022-000677 | 11:49 | 1014 | OVERSEAS HWY              |       | 33037  | False alarm or false call, other                   | 0.2  |
| 07/15/2022 | 38032 | 2022-000624 | 19:05 | 1014 | OVERSEAS HWY              |       | 33037  | Smoke detector activation due to malfunction       | 0.4  |
| 07/22/2022 | 38032 | 2022-000657 | 21:58 | 100  | HAMMOCK TRAIL /OFF SAMSON | 1103  | 33037  | Smoke detector activation due to malfunction       | 0.4  |
| 07/22/2022 | 38032 | 2022-000658 | 23:01 | 1014 | OVERSEAS HWY              |       | 33037  | Smoke detector activation due to malfunction       | 0.2  |
| 07/01/2022 | 38032 | 2022-000573 | 17:56 | 1011 | ADAMS DR                  |       | 33037  | Unintentional transmission of alarm, other         | 0.4  |
| 07/14/2022 | 38032 | 2022-000621 | 01:40 | 1014 | OVERSEAS HWY              |       | 33037  | Smoke detector activation, no fire - unintentional | 0.3  |
| 07/17/2022 | 38032 | 2022-000633 | 20:30 | 46   | OCEAN DR 97 MM OC         |       | 33037  | Smoke detector activation, no fire - unintentional | 0.2  |
| 07/22/2022 | 38032 | 2022-000655 | 10:46 | 127  | AVE A WEST                |       | 33037  | Smoke detector activation, no fire - unintentional | 0.2  |
| 07/22/2022 | 38032 | 2022-000654 | 11:59 | 1019 | ADAMS DR                  |       | 33037  | Smoke detector activation, no fire - unintentional | 0.0  |
| 07/20/2022 | 38032 | 2022-000639 | 12:45 | 1024 | OVERSEAS HWY              |       | 33037  | Alarm system activation, no fire - unintentional   | 0.5  |
| 07/26/2022 | 38032 | 2022-000673 | 16:02 | 1004 | OVERSEAS HWY              |       | 33037  | Alarm system activation, no fire - unintentional   | 0.3  |
| 07/28/2022 | 38032 | 2022-000679 | 15:03 | 1014 | OVERSEAS HWY              |       | 33037  | Alarm system activation, no fire - unintentional   | 0.2  |
| 07/04/2022 | 38032 | 2022-000588 | 08:00 |      | US1                       |       | 33037  | Special type of incident, other                    | 2.0  |
| 07/04/2022 | 38032 | 2022-000590 | 15:55 |      | 98710 OVERSEAS HWY        |       |        | Special type of incident, other                    | 0.9  |
| 07/04/2022 | 38032 | 2022-000592 | 17:00 |      | 1313 OCEAN BAY DR         |       |        | Special type of incident, other                    | 0.8  |
| 07/21/2022 | 38032 | 2022-000653 | 19:02 | 9871 | OVERSEAS HWY              |       | 33037- | Special type of incident, other                    | 0.8  |
| 07/02/2022 | 38032 | 2022-000574 | 06:19 | 1027 | OVERSEAS HWY              |       | 33037  |  | 0.0  |
| 07/02/2022 | 38032 | 2022-000576 | 21:04 | 1027 | OVERSEAS HWY              |       | 33037  |  | 0.0  |
| 07/02/2022 | 38032 | 2022-000578 | 22:17 | 9600 | OVERSEAS HWY              |       | 33037  |  | 0.5  |
| 07/08/2022 | 38032 | 2022-000604 | 19:34 | 1    | EAST DRIVE 99MM OC        |       | 33037  |  | 0.0  |
| 07/14/2022 | 38032 | 2022-000622 | 12:04 | 220  | REEF DR                   |       | 33037  |  | 0.0  |
| 07/19/2022 | 38032 | 2022-000634 | 08:20 | 9863 | OVERSEAS HIGHWAY          |       | 33037  |  | 1.2  |
| 07/21/2022 | 38032 | 2022-000647 | 13:50 | 1    | EAST DRIVE 99MM OC        |       | 33037  |  | 0.0  |
| 07/29/2022 | 38032 | 2022-000683 | 23:44 |      | US1                       | NB    | 33037  |  | 0.0  |

Total Number of Incidents: 112  
Total Length of Incidents: 48.7 Hours

# Manpower Analysis by Incident

## Key Largo Fire Department

Date Range: From 07/01/2022 to 07/31/2022

Company: All Companies

| Incident Type  | Incident Count | Number Attended | Average Attended | Total Length (hrs) | Average Length (hrs) | Average Man Hours | Total Man Hours |
|--|----------------|-----------------|------------------|--------------------|----------------------|-------------------|-----------------|
| 100-Fire, other  | 1              | 5               | 5.00             | 1.02               | 1.02                 | 5.10              | 5.10            |
| 118-Trash or rubbish fire, contained                   | 2              | 13              | 6.50             | 0.88               | 0.44                 | 2.90              | 5.81            |
| 140-Natural vegetation fire, other                     | 2              | 13              | 6.50             | 0.62               | 0.31                 | 1.96              | 3.91            |
| 142-Brush or brush-and-grass mixture fire              | 2              | 13              | 6.50             | 0.85               | 0.43                 | 2.81              | 5.63            |
| 154-Dumpster or other outside trash receptacle fire    | 1              | 6               | 6.00             | 0.43               | 0.43                 | 2.58              | 2.58            |
| 311-Medical assist, assist EMS crew                    | 9              | 27              | 3.00             | 2.62               | 0.29                 | 0.87              | 7.85            |
| 321-EMS call, excluding vehicle accident with injury   | 32             | 96              | 3.00             | 12.13              | 0.38                 | 1.16              | 37.12           |
| 322-Motor vehicle accident with injuries               | 11             | 56              | 5.09             | 4.94               | 0.45                 | 2.06              | 22.62           |
| 323-Motor vehicle/pedestrian accident (MV Ped)         | 2              | 9               | 4.50             | 1.87               | 0.94                 | 5.16              | 10.32           |
| 324-Motor vehicle accident with no injuries.           | 2              | 9               | 4.50             | 0.25               | 0.13                 | 0.53              | 1.05            |
| 353-Removal of victim(s) from stalled elevator         | 1              | 3               | 3.00             | 2.00               | 2.00                 | 6.00              | 6.00            |
| 412-Gas leak (natural gas or LPG)                      | 2              | 17              | 8.50             | 1.79               | 0.90                 | 7.67              | 15.34           |
| 445-Arcing, shorted electrical equipment               | 1              | 5               | 5.00             | 0.68               | 0.68                 | 3.40              | 3.40            |
| 500-Service Call, other                                | 1              | 3               | 3.00             | 0.15               | 0.15                 | 0.45              | 0.45            |
| 550-Public service assistance, other                   | 2              | 7               | 3.50             | 0.64               | 0.32                 | 1.12              | 2.24            |
| 551-Assist police or other governmental agency         | 5              | 14              | 2.80             | 1.27               | 0.25                 | 0.76              | 3.81            |
| 561-Unauthorized burning                               | 2              | 15              | 7.50             | 0.87               | 0.43                 | 3.37              | 6.74            |
| 611-Dispatched & canceled en route                     | 8              | 24              | 3.00             | 0.43               | 0.05                 | 0.17              | 1.37            |
| 622-No incident found on arrival at dispatch address   | 1              | 3               | 3.00             | 0.33               | 0.33                 | 0.99              | 0.99            |
| 631-Authorized controlled burning                      | 1              | 2               | 2.00             | 0.35               | 0.35                 | 0.70              | 0.70            |
| 700-False alarm or false call, other                   | 1              | 3               | 3.00             | 0.17               | 0.17                 | 0.51              | 0.51            |
| 733-Smoke detector activation due to malfunction       | 3              | 23              | 7.67             | 1.01               | 0.34                 | 2.55              | 7.66            |
| 740-Unintentional transmission of alarm, other         | 1              | 3               | 3.00             | 0.40               | 0.40                 | 1.20              | 1.20            |
| 743-Smoke detector activation, no fire - unintentional | 4              | 26              | 6.50             | 0.78               | 0.20                 | 1.34              | 5.38            |
| 745-Alarm system activation, no fire - unintentional   | 3              | 18              | 6.00             | 0.98               | 0.33                 | 1.79              | 5.36            |
| 900-Special type of incident, other                    | 4              | 12              | 3.00             | 4.50               | 1.13                 | 3.02              | 12.08           |
| Blank. Incident Type not Entered                       | 8              | 0               | 0.00             | 1.70               | 0.21                 |                   | 0.00            |
| Total and Averages for all Incident Types              | 112            | 425             | 3.79             | 43.66              | 0.39                 |                   | 175.22          |