



KEY LARGO FIRE RESCUE & EMERGENCY MEDICAL SERVICES DISTRICT

Seat 1: Tony Allen; Seat 2: Frank Conklin; Seat 3: Kenny Edge; Seat 4: George Mirabella; Seat 5: Danny Powers

DISTRICT MEETING/BUDGET WORKSHOP AGENDA

June 12, 2023

Members of the public who wish to comment on matters before the District Board may do so in person at 1 East Drive, Key Largo, Florida or online. Members of the public who virtually participate in the meeting must mute themselves until called upon to speak. Virtual Meeting Link: <https://us02web.zoom.us/j/6027436243?pwd=Ylp2b3JYckhIQVpwVkFIMmVKbE1uZz09>

1. **AGENDA**
 - 1a. *Call to Order*
 - 1b. *Pledge of Allegiance*
 - 1c. *Roll Call*
2. **APPROVAL OF AGENDA & MINUTES**
 - 2a. *Approval of June 12, 2023 District Budget Workshop Agenda*
3. **PUBLIC COMMENT**
4. **CHAIRMAN REPORT**
5. **SECRETARY REPORT**
6. **OLD BUSINESS**
 - 6a. **DISCUSSION:** *Generators Located at Stations 24 and 25 [Jones]*
7. **NEW BUSINESS**
8. **LEGAL REPORT**
 - 8a. **DISCUSSION:** *KLVFD Station 24 Bid Results [Smits]*
9. **FINANCE REPORT**
 - 9a. **MOTION/APPROVAL:** *KLVAC Property & Causal Policy Renewal [Johnson]*
 - 9b. **DISCUSSION:** *KLVAC FY 2023-2024 Proposed Budget [Johnson]*
10. **AMBULANCE CORPS REPORT**
 - 10a. *May Statistics*
11. **FIRE DEPARTMENT REPORT**
 - 11a. *May Statistics*
12. **COMMISSIONER ITEMS**
13. **NEXT MEETING**
 - 13a. *KLFREMS District Board Meeting/Budget Workshop June 26, 2023*



KEY LARGO FIRE RESCUE & EMERGENCY MEDICAL SERVICES DISTRICT

Seat 1: Tony Allen; Seat 2: Frank Conklin; Seat 3: Kenny Edge; Seat 4: George Mirabella; Seat 5: Danny Powers

14. ADJOURN

NEXT MEETINGS

June 26, 2023 District Meeting/Budget Workshop (if required)

DOCUMENTS

- Al 9b. *KLFR&EMS District FY23 Quarterly Financial Report*
- Al 10a. *KLVAC May Statistics*
- Al 11a. *KLTFD May Statistics*

*Persons who wish to be heard shall send submit a
Speaker Request Form to the Chairman or request to speak via Zoom.*

KEY LARGO FIRE RESCUE AND EMS DISTRICT
FY 2023-2024
BUDGET DETAILS - AMBULANCE CORP

Department: 1300 Key Largo Volunteer Ambulance Corp
Exp Transaction Code 526 (except as indicated below)

Acct #	Computation / Explanation	FY 23-24 Proposed Budget 3 Rescues	FY 22-23 Adopted Budget 2 Rescues	FY 22-23 Actuals YTD	FY 22-23 Projected Actuals	Budget Increase / (Decrease)
120	Regular Salaries & Wages:					
.01	Administrative (1 Position) includes Step Raise of 0.50/hr	46,051	45,994	10,114	24,274	57
	Paramedic Payroll - updated to meet MCFR Starting Pay with wage compression and 8 additional personnel (six for 3rd Rescue plus two additional for R23/123 staffing)			see net figure below	see net figure below	
.02		1,258,146	597,919			660,227
	Less: EMS Income Applied to Offset Reimbursement	(285,000)	(250,000)	see net figure below	see net figure below	(35,000)
	<i>Total Paramedic Payroll Reimbursement</i>	973,146	347,919	163,344	280,018	625,227
	<i>Total Regular Salaries & Wages</i>	1,019,197	393,913	173,458	304,292	625,284
121	Volunteer Pay: Volunteer Reimbursement - Includes \$500 per month for Deputy Chief of Administration	96,000	106,102	36,222	72,444	(10,102)
140	Overtime Wages includes 8-hours weekly OT per employee	245,849	88,400	88,400	88,400	157,449
210	Employer Payroll Taxes @ 7.65% of Full Time Wages and Volunteer Pay	125,923	64,139	23,165	59,902	61,784
220	Retirement Contributions - 401K	40,000	20,000	3,206	6,412	20,000
230	Benefits for full-time medics (up to \$750 per mo. each FT emp. for health)	162,000	87,000	26,643	45,674	75,000
240	Worker's Compensation	52,000	26,000	20,428	26,075	26,000
250	Re-employment Tax	900	300	132	300	600
312	Professional Services: Medical Director, etc.				-	
.02	Medical Director	18,543	18,543	12,000	18,000	-
.03	Background Checks, drug testing	2,500	2,000	645	995	500
.04	Other - Grant Writing	2,500	2,100	-	-	400
	<i>Total Professional Services</i>	23,543	22,643	12,645	18,995	900
320	Accounting and Financial Services addition of 8 personnel	20,000	12,480	5,986	10,262	7,520
400	Travel & Per Diem - Training, Seminars, Meetings	2,500	1,500	-	-	1,000
410	Station Phone Services: (4 phone & 2 fax lines), DSL/Internet, Wireless Air Cards for laptops in trucks	20,500	20,000	10,147	17,395	500
411	Advertising	2,500	2,500	115	400	-

**KEY LARGO FIRE RESCUE AND EMS DISTRICT
FY 2023-2024
BUDGET DETAILS - AMBULANCE CORP**

Department: 1300 Key Largo Volunteer Ambulance Corp
Exp Transaction Code 526 (except as indicated below)

Acct #	Computation / Explanation	FY 23-24 Proposed Budget 3 Rescues	FY 22-23 Adopted Budget 2 Rescues	FY 22-23 Actuals YTD	FY 22-23 Projected Actuals	Budget Increase / (Decrease)
412	Postage & Freight	400	350	165	350	50
430	Utilities					
.05	Electric & Propane	13,000	12,500	8,163	13,994	500
.06	Water	1,750	2,000	505	866	(250)
	<i>Total Utilities</i>	14,750	14,500	8,668	14,860	250
440	Rental Equipment - O2 rental bottles, etc.	8,000	7,500	2,985	5,970	500
450	Insurance & Risk Management - <i>have not received new quotes yet</i>					(500)
	Fire/Wind/Flood	47,500	46,012	55,122	55,122	1,488
	Auto & Umbrella	20,000	15,548	20,978	20,978	4,452
	Disability Insurance (All Members) -	5,000	4,000	5,811	5,811	1,000
	<i>Total Insurance & Risk Management</i>	72,500	65,560	81,911	81,911	6,940
460	Repair & Maintenance: Equipment	45,000	40,000	10,309	20,618	5,000
461	Repair & Maintenance: Buildings <i>replace crew quarters furniture</i>	29,000	24,000	9,517	19,034	5,000
462	Repair & Maintenance: Vehicles	40,000	40,000	7,475	14,950	-
470	Printing and Binding	2,000	1,400	-	1,275	600
490	General Departmental: Miscellaneous Expenses					
.08	Computer R&M <i>GoDaddy- 3K, ESO - 7K, Aladec -5K, IT work - 4K, Chief360 - 0.7K, Adobe Pro - 0.25K</i>	20,000	13,000	1,021	2,042	7,000
.10	Employee Assistance Program (program through AETNA approx. \$2 per month per member)	2,000	1,600	540	1,080	400
.12	Membership & Retention	4,000	2,500	560	1,300	1,500
	<i>Total General Departmental</i>	26,000	17,100	2,121	4,422	8,900

KEY LARGO FIRE RESCUE AND EMS DISTRICT
FY 2023-2024
BUDGET DETAILS - AMBULANCE CORP

Department: 1300 Key Largo Volunteer Ambulance Corp
Exp Transaction Code 526 (except as indicated below)

Acct #	Computation / Explanation	FY 23-24 Proposed Budget 3 Rescues	FY 22-23 Adopted Budget 2 Rescues	FY 22-23 Actuals YTD	FY 22-23 Projected Actuals	Budget Increase / (Decrease)
491	Training - Instructor Fees, Education					
.07	ACLS/PALS (taught in alternating years)	2,000	1,600	-	-	400
.10	Misc. Training/Books & pig tracheas	1,750	1,000	619	936	750
.20	Kaplan online training for members (45 @ \$40 each)	3,000	1,900	1,935	1,935	1,100
.25	Advanced Airway Management	2,500	2,500	-	-	-
	<i>Total Training</i>	11,900	7,000	2,554	7,114	4,900
510	Office Supplies	6,750	6,500	1,211	2,076	250
520	Operating Supplies addition of 3rd Rescue					
.09	Station Supplies: Ambulance & Building	15,000	10,000	6,539	11,210	5,000
.10	Medical Supplies: Bandages/First Aid/Drip Sets	80,000	67,500	29,599	50,741	12,500
.11	Uniforms, Clothing and Apparel, Membership Supplies	10,000	7,500	2,100	3,600	2,500
.12	Small Tools : over \$1,000 but under \$5,000 - 2 PCR Tablet upgrade - 3K, 2 Video Laryngoscope - 3.5K, Ice Machine for Rehab - under 5K, plus misc - 3.5K.	14,000	6,000	-	-	8,000
	<i>Total Operating Supplies</i>	119,000	91,000	38,238	65,551	28,000
522	Fuel: Diesel addition of 3rd Rescue	50,000	35,000	8,426	20,222	15,000
524	Medicine & Drugs : Supplies: Medicine & Controlled Substances	47,500	35,000	4,916	9,832	12,500
540	Dues, Subscriptions and Publications	12,500	12,500	15,605	15,605	-
643	Capital Outlay: Buildings					
	Replace entryway awnings	-	-	2,559	2,559	-
	<i>Total Capital Outlay: Buildings</i>	-	-	2,559	2,559	-

**KEY LARGO FIRE RESCUE AND EMS DISTRICT
FY 2023-2024
BUDGET DETAILS - AMBULANCE CORP**

Department: 1300 Key Largo Volunteer Ambulance Corp
Exp Transaction Code 526 (except as indicated below)

Acct #	Computation / Explanation	FY 23-24 Proposed Budget 3 Rescues	FY 22-23 Adopted Budget 2 Rescues	FY 22-23 Actuals YTD	FY 22-23 Projected Actuals	Budget Increase / (Decrease)
640	Capital Outlay: Equipment					
	PowerLoad for extra rescue	-	21,500	-	21,500	(21,500)
	1 Lucas/ Auto Pulse	22,500	-	-	-	22,500
	2 Lifepak 15	83,500	-	18,365	18,365	83,500
	Ice Machine	5,000	-	-	-	5,000
	Employee ID Badge Printer	-	-	-	-	-
	<i>Total Capital Outlay: Equipment</i>	111,000	21,500	18,365	39,865	89,500
641	Capital Outlay: Small Tools & Equipment					
	Various Tools, Equipment, etc. Costing >\$1,000 but < \$ 5,000 per each item and a useful life of 1 year or more	6,500	-	-	-	6,500

Department Total

<i>Total Operating Budget</i>	2,296,212	1,242,387	594,648	934,341	1,053,825
<i>Total Capital Budget</i>	117,500	21,500	20,924	42,424	96,000
Total	<u>2,413,712</u>	<u>1,263,887</u>	<u>615,572</u>	<u>976,765</u>	<u>1,149,825</u>

Manpower Analysis by Incident

Key Largo Fire Department

Date Range: From 05/01/2023 to 05/31/2023

Company: All Companies

Incident Type	Incident Count	Number Attended	Average Attended	Total Length (hrs)	Average Length (hrs)	Average Man Hours	Total Man Hours
151-Outside rubbish, trash or waste fire	1	4	4.00	0.25	0.25	1.00	1.00
160-Special outside fire, other	1	3	3.00	0.40	0.40	1.20	1.20
311-Medical assist, assist EMS crew	20	67	3.35	8.79	0.44	1.44	28.71
321-EMS call, excluding vehicle accident with injury	18	58	3.22	5.73	0.32	1.05	18.84
322-Motor vehicle accident with injuries	6	39	6.50	2.33	0.39	2.53	15.21
324-Motor vehicle accident with no injuries.	5	25	5.00	1.43	0.29	1.26	6.32
353-Removal of victim(s) from stalled elevator	1	4	4.00	1.22	1.22	4.88	4.88
424-Carbon monoxide incident	1	6	6.00	0.93	0.93	5.58	5.58
444-Power line down	2	9	4.50	0.67	0.33	1.53	3.06
531-Smoke or odor removal	1	6	6.00	0.00	0.00	0.00	0.00
550-Public service assistance, other	2	7	3.50	1.08	0.54	1.87	3.74
551-Assist police or other governmental agency	1	3	3.00	0.08	0.08	0.24	0.24
553-Public service	1	3	3.00	0.77	0.77	2.31	2.31
611-Dispatched & canceled en route	4	20	5.00	0.17	0.04	0.23	0.91
651-Smoke scare, odor of smoke	2	16	8.00	0.70	0.35	3.15	6.30
700-False alarm or false call, other	2	10	5.00	0.70	0.35	1.35	2.70
733-Smoke detector activation due to malfunction	2	11	5.50	0.55	0.28	1.67	3.34
743-Smoke detector activation, no fire - unintentional	3	22	7.33	0.98	0.33	2.33	6.99
745-Alarm system activation, no fire - unintentional	1	7	7.00	1.62	1.62	11.34	11.34
746-Carbon monoxide detector activation, no CO	1	5	5.00	0.45	0.45	2.25	2.25
Blank. Incident Type not Entered	16	0	0.00	0.00	0.00		0.00
Total and Averages for all Incident Types	91	325	3.57	28.85	0.32		124.92

Incident Run Log

Key Largo Fire Department

Date Range: From 05/01/2023 to 05/31/2023

Company: All Companies

Sorted by: Not selected

Date	FDID	Incident#	Alarm	###	Address	Suite	Zip	Type	Lgth
05/23/2023	38032	2023-000380	10:08	325	CALUSA ST		33037	Outside rubbish, trash or waste fire	0.3
05/17/2023	38032	2023-000366	21:21	113	PIRATES DR		33037	Special outside fire, other	0.4
05/01/2023	38032	2023-000324	17:55	32	AVE E		33037	Medical assist, assist EMS crew	0.4
05/01/2023	38032	2023-000325	20:48	62	JEWFISH AVE		33037	Medical assist, assist EMS crew	0.1
05/02/2023	38032	2023-000326	10:28	127	VALJEAN LN		33070	Medical assist, assist EMS crew	1.0
05/04/2023	38032	2023-000333	12:42	1058	OVERSEAS HWY		33037	Medical assist, assist EMS crew	0.4
05/10/2023	38032	2023-000345	20:36	1026	OVERSEAS HWY		33037	Medical assist, assist EMS crew	0.7
05/13/2023	38032	2023-000353	20:22	1053	OVERSEAS HWY		33037	Medical assist, assist EMS crew	0.1
05/14/2023	38032	2023-000355	20:04	1065	OVERSEAS HWY		33037	Medical assist, assist EMS crew	0.3
05/17/2023	38032	2023-000364	13:49	28	GULFSTREAM DR		33037	Medical assist, assist EMS crew	0.1
05/20/2023	38032	2023-000371	00:06	28	GULFSTREAM DR		33037-	Medical assist, assist EMS crew	0.1
05/26/2023	38032	2023-000386	18:46	15	CHANNEL DR		33037	Medical assist, assist EMS crew	0.5
05/27/2023	38032	2023-000389	09:51	31	EXUMA RD		33037	Medical assist, assist EMS crew	0.6
05/27/2023	38032	2023-000391	12:45	600	BONITA AVE		33037	Medical assist, assist EMS crew	2.0
05/27/2023	38032	2023-000392	16:56	45	GARDEN COVE DR		33037	Medical assist, assist EMS crew	0.6
05/27/2023	38032	2023-000393	20:43	38	BLACKWATER LN NORTH		33037	Medical assist, assist EMS crew	0.6
05/28/2023	38032	2023-000396	12:09	38	EXUMA RD		33037	Medical assist, assist EMS crew	0.6
05/28/2023	38032	2023-000397	17:39	1079	OVERSEAS HWY		33037	Medical assist, assist EMS crew	0.7
05/28/2023	38032	2023-000398	19:48	463	BAHIA HONDA RD		33037	Medical assist, assist EMS crew	0.5
05/29/2023	38032	2023-000406	09:40	150	MARINA AVE			Medical assist, assist EMS crew	0.8
05/29/2023	38032	2023-000403	14:28	11	STILLWRIGHT WAY		33037	Medical assist, assist EMS crew	0.5
05/29/2023	38032	2023-000404	15:09	45	GARDEN COVE DR		33037	Medical assist, assist EMS crew	0.6
05/02/2023	38032	2023-000327	15:03	9925	OVERSEAS HWY		33037	EMS call, excluding vehicle accident with injury	0.2
05/05/2023	38032	2023-000335	19:46	12	SWALLOW RD		33037	EMS call, excluding vehicle accident with injury	0.4
05/06/2023	38032	2023-000338	13:49	1060	OVERSEAS HWY	1703	33037	EMS call, excluding vehicle accident with injury	0.5
05/07/2023	38032	2023-000339	19:08	30	MANGROVE LN		33070	EMS call, excluding vehicle accident with injury	0.5
05/07/2023	38032	2023-000340	20:22	5	GULFSTREAM DR		33037	EMS call, excluding vehicle accident with injury	0.4
05/08/2023	38032	2023-000341	13:44	7	OAKWOOD AVE		33037	EMS call, excluding vehicle accident with injury	0.5
05/09/2023	38032	2023-000342	05:41	5	SNIPER RD		33037	EMS call, excluding vehicle accident with injury	0.7
05/10/2023	38032	2023-000344	11:52	45	GARDEN COVE DR		33037	EMS call, excluding vehicle accident with injury	0.4
05/11/2023	38032	2023-000347	11:59	281	RYAN AVE		33037	EMS call, excluding vehicle accident with injury	0.3
05/16/2023	38032	2023-000358	10:39	1026	OVERSEAS HWY		33037	EMS call, excluding vehicle accident with injury	0.6
05/17/2023	38032	2023-000363	09:24	423	BIG PINE RD		33037	EMS call, excluding vehicle accident with injury	0.4
05/19/2023	38032	2023-000368	07:48	219	2 ST		33037	EMS call, excluding vehicle accident with injury	0.3
05/21/2023	38032	2023-000374	09:05	1	EAST DR		33037-	EMS call, excluding vehicle accident with injury	0.3
05/28/2023	38032	2023-000394	06:31	902	RUBY DR		33037	EMS call, excluding vehicle accident with injury	0.6
05/28/2023	38032	2023-000395	10:28	116	US1		33037	EMS call, excluding vehicle accident with injury	0.5
05/29/2023	38032	2023-000401	09:52	1502	SHAW DR		33037	EMS call, excluding vehicle accident with injury	0.3
05/29/2023	38032	2023-000405	15:06	150	MARINA AVE / 99.6MM OC		33037	EMS call, excluding vehicle accident with injury	0.7
05/31/2023	38032	2023-000410	15:25	9962	OVERSEAW HWY		33190-	EMS call, excluding vehicle accident with injury	0.3
05/04/2023	38032	2023-000334	18:31		EAST DR / 99.4 MM OC		33037	Motor vehicle accident with injuries	0.5
05/12/2023	38032	2023-000351	18:17	1014	OVERSEAS HWY		33037	Motor vehicle accident with injuries	0.3
05/16/2023	38032	2023-000359	11:44		US1		33037	Motor vehicle accident with injuries	0.2
05/17/2023	38032	2023-000365	17:31		US1		33037	Motor vehicle accident with injuries	0.4
05/22/2023	38032	2023-000376	13:25		US1		33037	Motor vehicle accident with injuries	0.9
05/22/2023	38032	2023-000377	14:31		US1		33037	Motor vehicle accident with injuries	0.2
05/01/2023	38032	2023-000322	11:18	99	US1		33037	Motor vehicle accident with no injuries.	0.3
05/06/2023	38032	2023-000337	07:33	29	BAY RD		33037	Motor vehicle accident with no injuries.	0.5
05/20/2023	38032	2023-000373	12:30		US1		33037	Motor vehicle accident with no injuries.	0.3
05/24/2023	38032	2023-000383	16:10	1004	OVERSEAS HWY	100	33037	Motor vehicle accident with no injuries.	0.3
05/27/2023	38032	2023-000390	11:28		SHAW DR / 102.7 MM GU		33037	Motor vehicle accident with no injuries.	0.3
05/23/2023	38032	2023-000381	10:27	1530	OCEAN BAY DR		33037	Removal of victim(s) from stalled elevator	1.2
05/19/2023	38032	2023-000369	08:29	125	1 RD		33037	Carbon monoxide incident	0.9
05/19/2023	38032	2023-000370	11:34	76	HERON LN		33037	Power line down	0.3
05/26/2023	38032	2023-000385	12:04	813	NARRAGANSETT LN		33037	Power line down	0.3
05/04/2023	38032	2023-000332	12:14	17	ROCK HARBOR DR		33037	Smoke or odor removal	0.5
05/20/2023	38032	2023-000372	07:53		US1		33037	Public service assistance, other	0.0
05/22/2023	38032	2023-000378	16:46	1034	OVERSEAS HWY		33037	Public service assistance, other	0.6
05/25/2023	38032	2023-000384	23:16	118	CORAL WAY		33190-	Assist police or other governmental agency	0.1

Date	FDID	Incident#	Alarm	###	Address	Suite	Zip	Type	Lgth
05/11/2023	38032	2023-000346	01:54	711	EMERALD DR		33037	Public service	0.8
05/03/2023	38032	2023-000329	08:27	1013	OVERSEAS HWY		33037	Dispatched & canceled en route	0.0
05/03/2023	38032	2023-000330	17:01	69	HIBISCUS LN		33037-	Dispatched & canceled en route	0.1
05/18/2023	38032	2023-000367	13:18	9700	OVERSEAS HIGHWAY		33037	Dispatched & canceled en route	0.1
05/22/2023	38032	2023-000379	19:17	595	BEACH RD (HARRIS PK SUBD)		33070	Dispatched & canceled en route	0.1
05/06/2023	38032	2023-000336	02:12	271	RYAN AVE		33037	Smoke scare, odor of smoke	0.6
05/30/2023	38032	2023-000408	23:10	9535	OVERSEAS HWY	29	33037	Smoke scare, odor of smoke	0.7
05/12/2023	38032	2023-000350	14:08	1043	OVERSEAS HWY		33037	False alarm or false call, other	0.1
05/12/2023	38032	2023-000352	21:42	1048	OVERSEAS HWY		33037	False alarm or false call, other	0.6
05/27/2023	38032	2023-000387	06:19		FISHERMANS TL / 99 MM OC		33037	Smoke detector activation due to malfunction	0.4
05/27/2023	38032	2023-000388	07:35		FISHERMANS TL / 99 MM OC		33037-	Smoke detector activation due to malfunction	0.2
05/09/2023	38032	2023-000343	10:54	100	HAMMOCK TRAIL		33037	Smoke detector activation, no fire - unintentional	0.3
05/11/2023	38032	2023-000348	21:00	24	BOUNTY LN NORTH		33037	Smoke detector activation, no fire - unintentional	0.5
05/29/2023	38032	2023-000399	08:47	202	MAHOGANY DR		33037	Smoke detector activation, no fire - unintentional	0.1
05/23/2023	38032	2023-000382	19:33	9975	OVERSEAS HWY		33037	Alarm system activation, no fire - unintentional	1.6
05/14/2023	38032	2023-000354	17:20	231	ALLEN AVE		33037	Carbon monoxide detector activation, no CO	0.5
05/01/2023	38032	2023-000321	10:48	407	BAHIA HONDA RD		33037		0.0
05/01/2023	38032	2023-000323	15:57	1062	OVERSEAS HIGHWAY		33037		0.0
05/02/2023	38032	2023-000328	15:38	116	GUMBO LIMBO DR		33037		0.0
05/03/2023	38032	2023-000331	16:41	69	HIBISCUS LN (101.5 OCEANS		33037		0.0
05/11/2023	38032	2023-000349	23:07	76	ATLANTIC DR		33037		0.0
05/15/2023	38032	2023-000356	19:20	1079	OVERSEAS HWY		33037		0.0
05/16/2023	38032	2023-000357	06:55	9967	OVERSEAS HWY		33037		0.0
05/16/2023	38032	2023-000360	18:09		US1		33037		0.0
05/16/2023	38032	2023-000361	20:57	1061	OVERSEAS HWY		33037		0.0
05/17/2023	38032	2023-000362	02:22	263	LOEB AVE		33037		0.0
05/22/2023	38032	2023-000375	00:13	1065	OVERSEAS HWY		33037		0.0
05/29/2023	38032	2023-000400	09:40	100	OCEAN DR		33037		0.0
05/29/2023	38032	2023-000402	10:11	1020	OVERSEAS HWY		33037		0.0
05/30/2023	38032	2023-000407	18:41	15	MOCKINGBIRD RD		33037		0.0
05/31/2023	38032	2023-000411	15:24	9962	OVERSEAS HWY		33037		0.0
05/31/2023	38032	2023-000409	15:51		CARD SOUND ROAD		33037		0.0





Total Number of Incidents: 91

Total Length of Incidents: 34.8 Hours

Alarms by Day of Week

Key Largo Fire Department

Date Range: From 05/01/2023 to 05/31/2023

Day of Week		Totals
Sunday		10
Monday		20
Tuesday		15
Wednesday		14
Thursday		9
Friday		9
Saturday		14

No Date 0
Total Alarms 91

Incident Type Report (Summary)

Key Largo Fire Department

Date Range: From 05/01/2023 to 05/31/2023

Company: All Companies

Incident Type	Count	Pct of Incidents	Total Est Loss	Total Est Loss
1 Fire				
151 Outside rubbish, trash or waste fire	1	1.33%	\$0	0.00%
160 Special outside fire, other	1	1.33%	\$0	0.00%
Totals	2	2.67%	\$0	0.00%
2 Overpressure Rupture, Explosion, Overheat(no fire)				
Totals	0	0.00%	\$0	0.00%
3 Rescue & Emergency Medical Service Incident				
311 Medical assist, assist EMS crew	20	26.67%	\$0	0.00%
321 EMS call, excluding vehicle accident with injury	18	24.00%	\$0	0.00%
322 Motor vehicle accident with injuries	6	8.00%	\$0	0.00%
324 Motor vehicle accident with no injuries.	5	6.67%	\$0	0.00%
353 Removal of victim(s) from stalled elevator	1	1.33%	\$0	0.00%
Totals	50	66.67%	\$0	0.00%
4 Hazardous Condition (No Fire)				
424 Carbon monoxide incident	1	1.33%	\$0	0.00%
444 Power line down	2	2.67%	\$0	0.00%
Totals	3	4.00%	\$0	0.00%
5 Service Call				
531 Smoke or odor removal	1	1.33%	\$0	0.00%
550 Public service assistance, other	2	2.67%	\$0	0.00%
551 Assist police or other governmental agency	1	1.33%	\$0	0.00%
553 Public service	1	1.33%	\$0	0.00%
Totals	5	6.67%	\$0	0.00%
6 Good Intent Call				
611 Dispatched & canceled en route	4	5.33%	\$0	0.00%
651 Smoke scare, odor of smoke	2	2.67%	\$0	0.00%
Totals	6	8.00%	\$0	0.00%
7 False Alarm & False Call				
700 False alarm or false call, other	2	2.67%	\$0	0.00%
733 Smoke detector activation due to malfunction	2	2.67%	\$0	0.00%
743 Smoke detector activation, no fire - unintentional	3	4.00%	\$0	0.00%
745 Alarm system activation, no fire - unintentional	1	1.33%	\$0	0.00%
746 Carbon monoxide detector activation, no CO	1	1.33%	\$0	0.00%
Totals	9	12.00%	\$0	0.00%
8 Severe Weather & Natural Disaster				
Totals	0	0.00%	\$0	0.00%
9 Special Incident Type				
Totals	0	0.00%	\$0	0.00%
Totals	75		\$0	



NFPA Analysis Report

Key Largo Fire Department

Date Range: From 05/01/2023 to 05/31/2023



FIRE IN STRUCTURES BY FIXED PROPERTY USE (OCCUPANCY) (All in Section A Incident Type 110-129)	Number of	Number of Civilian Fire Casualties. If none, write 0.		Estimated Property Damage from Fire. If no loss, write 0.
		Deaths	Injuries	
1. Private Dwellings (1 or 2 family), Including mobile homes (FPU 400-419)	0	0	0	\$0
2. Apartments (3 or more families) FPU 429 or FPU 439)	0	0	0	\$0
3. Hotels and Motels (FPU 449)	0	0	0	\$0
4. All other residential (dormitories, boarding houses, tents, etc.) (FPU 459-499)	0	0	0	\$0
5. TOTAL OTHER RESIDENTIAL FIRES (SHOULD BE SUM OF LINES 1 THROUGH 4)	0	0	0	\$0
6. Public Assembly (church, restaurant, clubs, etc.) (FPU 100-199)	0	0	0	\$0
7. Schools and Colleges (FPU 200-299)	0	0	0	\$0
8. Health Care and Penal Institutions (hospitals, nursing homes, prisons, etc.) (FPU 300-399)	0	0	0	\$0
9. Stores and Offices (FPU 500-599)	0	0	0	\$0
10. Industry, Utility, Defense, Laboratories, Manufacturing (FPU 600-799)	0	0	0	\$0
11. Storage in Structures (barns, vehicle storage garages, general storage etc.) (FPU 800-899)	0	0	0	\$0
12. Other Structures** (outbuildings, bridges, etc.) (FPU 900-999)	0	0	0	\$0
13. TOTALS FOR STRUCTURE FIRES (SHOULD BE SUM OF LINES 5 THROUGH 12)	0	0	0	\$0
B. OTHER FIRE AND INCIDENTS				
14a. Fires in Highway Vehicles (autos, trucks, buses, etc.) (IT 131-132, 136-137)	0	0	0	\$0
14b. Fires in Other Vehicles (planes, trains, ships, construction or farm vehicles, etc.) (IT 130, 133-135, 138)	0	0	0	\$0
15. Fires outside of Structures with Value Involved, but Not Vehicles (outside storage, crops, timber, etc. (IT 140, 141, 161, 162, 164, 170-173)	0	0	0	\$0
16. Fires in Brush, Grass, Wildland (excluding crops and timber) with no value involved. (IT 142-143)	0	0	0	
17. Fires in Rubbish, Including Dumpsters (outside of structures), with no value involved. (IT 150-155)	1	0	0	
18. All Other Fires. (IT 100, 160, 163)	1	0	0	\$0
19. TOTAL FOR FIRES (SHOULD BE SUM OF LINES 13 THROUGH 18)	2	0	0	\$0
20. Rescue, Emergency Medical Responses (ambulance, EMS, rescue) (IT 300-381)	47			
21. False Alarm Responses (malicious or unintentional false calls, system malfunctions, bomb scares) (IT 700-746)	9			
22. Mutual Aid or Assistance Responses Given	3			
23. Hazardous Materials Responses (spills, leaks, etc.) (IT 410-431)	1			
23. Other Hazardous Conditions (arcing wires, bomb removal, power line down, etc.) (IT 440-482, 400)	2			
24. All Other Responses (smoke scares, lock-outs, animal rescues, etc.) (IT 200-251, 500-699, 800-911)	27			
25. TOTAL FOR ALL INCIDENTS (SHOULD BE SUM OF LINES 19 THROUGH 24)	91			

Based on what is reported in lines 5 and 13 for number of fire above, please report separately:

Confined fires (e.g., cooking fires confined to cooking vessel, or chimney fire that did not spread beyond chimney, or confined trash fires) IIT 113 - 118), and Nonconfined fires (IT 110 - 112, 120 - 123).

	Number of Confined Fires	Number of Nonconfined Fires
5. Residential Fires (line 5 above)	0	0
13. Structure Fires (line 13 above)	0	0

BREAKDOWN OF FALSE ALARM RESPONSES

1. Malicious, Mischievous False Call (IT 710-715)	0
2. System Malfunction (IT 700-739)	2
3. Unintentional (tripping on Interior device accidentally etc.) (IT 740-749)	5
4. Other False Alarms (bomb scares, etc.) (IT 721, 700)	2

INTENTIONALLY SET FIRES IN STRUCTURES AND VEHICLES	Numbers of Fires	Number of Civilian Fire		Estimated Property Damage and Contents from Fire
		Deaths	Injuries	
1. Structure Fires Intentionally set	0	0	0	0
2. Vehicle Fires Intentionally set	0	0	0	0

FIRE SERVICE EXPOSURES AND INJURIES

1. Total number of firefighters that were exposed to infectious diseases	0
2. Total Number of firefighters that were exposed to hazardous	0
3. Total number of nonfatal firefighter injuries during all types of duty	0

Nature of Most Serious Injury	Responding to or Returning from Incidents	At the Fire Ground	At Non-Fire Emergencies	Training	Other On-Duty
1. Burns (PAS 12,13,14,15)	0	0	0	0	0
2a. Smoke or Gas Inhalation(PAS 01,02)	0	0	0	0	0
2b. Other Respiratory Distress (PAS 03,44,64,65)	0	0	0	0	0
3. Burn and Smoke Inhalation PAS(11)	0	0	0	0	0
4. Wound, Cut, Bleeding, Bruise (PAS 21-25,35,36,72,73)	0	0	0	0	0
5. Dislocation, Fracture (PAS 31, 32, 63)	0	0	0	0	0
6. Heart Attack or Stroke (PAS 41, 42, 43)	0	0	0	0	0
7. Strain, Sprain, Muscular Pain (PAS 33, 34, and 98)	0	0	0	0	0
8. Thermal Stress (frostbite, heat, exhaustion) (PAS 57, 83-85)	0	0	0	0	0
9. Other (PAS All other codes)	0	0	0	0	0
10. Total	0	0	0	0	0

FIREGROUND INJURIES BY CAUSE

1. Exposure to Fire Products (Cause 4, object 47-49, 53, 64):	0
2. Exposure to Chemicals or Radiation(Cause 4, object 52,56):	0
3. Fall, jump, slip, trip (cause 1 to 3):	0
4. Overexertion, strain (cause 7):	0
5. Contact with object (cause 6):	0
6. Struck by (cause 5):	0
7. Exteme weather (cause 4, object 62):	0
8. Other:	0

THREE HIGHEST LOSS OF LIFE FIRES	THREE HIGHEST PROPERTY DAMAGE FIRES
NO LOSS OF LIFE EVENTS	NO PROPERTY DAMAGE EVENTS