



## KEY LARGO FIRE RESCUE & EMERGENCY MEDICAL SERVICES DISTRICT

Seat 1: Tony Allen; Seat 2: Frank Conklin; Seat 3: Kenny Edge; Seat 4: George Mirabella; Seat 5: Danny Powers

### DISTRICT MEETING AGENDA [DRAFT MINUTES]

December 18, 2023

Members of the public who wish to comment on matters before the District Board may do so in person at 1 East Drive, Key Largo, Florida or online. Members of the public who virtually participate in the meeting must mute themselves until called upon to speak. Virtual Meeting Link: <https://us06web.zoom.us/j/86268176300?pwd=eWtMajl4Snh0cDZ5RngxTk5VDdCZz09#uaccess>  
Password: 33037.

1. AGENDA

- 1a. *Call to Order*
- 1b. *Pledge of Allegiance*
- 1c. *Roll Call*

2. APPROVAL OF AGENDA & MINUTES

- 2a. *Approval of December 18, 2023 District Meeting Agenda*
- 2b. *Approval of the November 27, 2023 Draft District Meeting Minutes*

3. PUBLIC COMMENT

4. CHAIRMAN REPORT

5. SECRETARY REPORT

6. OLD BUSINESS

7. NEW BUSINESS

- 7a. *MOTION/APPROVAL: Meeting Schedule 2024 (Clerk)*

8. LEGAL REPORT

- 8a. *DISCUSSION: Update on RFP 2023-002 and Discussion on Station 24 Expansion [Bryan]*

9. FINANCE REPORT

10. AMBULANCE CORPS REPORT

- 10a. *November Statistics*



## KEY LARGO FIRE RESCUE & EMERGENCY MEDICAL SERVICES DISTRICT

*Seat 1: Tony Allen; Seat 2: Frank Conklin; Seat 3: Kenny Edge; Seat 4: George Mirabella; Seat 5: Danny Powers*

---

### 11. FIRE DEPARTMENT REPORT

- 11a. *October Statistics*
- 11b. *November Statistics*

### 12. COMMISSIONER ITEMS

### 13. NEXT MEETING

*January 8, 2023 District Meeting (if required)*  
*January 22, 2023 District Meeting*

### 14. ADJOURN

#### DOCUMENTS

- Al 2b. *Draft November 27, 2023 District Meeting Minutes*
- Al 7a. *2024 Proposed Meeting Schedule*
- Al 10a. *KLFREMS November Statistics*
- Al 11a. *KLVFD October Statistics*
- Al 11b. *KLVFD November Statistics*

*Persons who wish to be heard shall send submit a  
Speaker Request Form to the Chairman or request to speak via Zoom.*



---

**DISTRICT MEETING AGENDA [DRAFT MINUTES]**

**November 27, 2023**

Members of the public who wish to comment on matters before the District Board may do so in person at 1 East Drive, Key Largo, Florida or online. Members of the public who virtually participate in the meeting must mute themselves until called upon to speak. Virtual Meeting Link: <https://us06web.zoom.us/j/86268176300?pwd=eWtMajl4Snh0cDZ5RngxTk5VDdCZz09#uaccess>  
Password: 33037.

**1. AGENDA**

**1a. *Call to Order***

Chairman Allen called to order the November 27, 2023 District Meeting at 6:02 PM.

**1b. *Pledge of Allegiance***

Commissioner Conklin led the Pledge of Allegiance.

**1c. *Roll Call***

Carol Greco called the roll. The following Commissioners were present: Tony Allen, Frank Conklin, and George Mirabella. There was a quorum.

Also present in person or via Zoom were Carol Greco, Roget Bryan, Jennifer Johnson, Scott Robinson, David Garrido, Jason Mumper and Don Bock.

**2. APPROVAL OF AGENDA & MINUTES**

**2a. *Approval of November 27, 2023 District Meeting Agenda***

Commissioner Mirabella made a ***motion to approve the*** November 27, 2023 District Meeting Agenda. Commissioner Conklin second, and the Board unanimously passed the motion.

**2b. *Approval of the October 23, 2023 Draft District Meeting Minutes***

Commissioner Conklin made a ***motion to approve the*** October 23, 2023 Draft District Meeting Minutes with the revisions to correct initials to proper names. Commissioner Mirabella second, and the Board unanimously passed the motion.

**3. PUBLIC COMMENT**

NONE



## KEY LARGO FIRE RESCUE & EMERGENCY MEDICAL SERVICES DISTRICT

Seat 1: Tony Allen; Seat 2: Frank Conklin; Seat 3: Kenny Edge; Seat 4: George Mirabella; Seat 5: Danny Powers

---

#### 4. CHAIRMAN REPORT

NONE

#### 5. SECRETARY REPORT

None

#### 6. OLD BUSINESS

##### **6a. DISCUSSION/APPROVAL: Publish Job Description District Clerk/Manager [Board]**

A brief discussion was had regarding the posting of the District Clerk/Manager position.

Commissioner Conklin made a ***motion to approve the*** publishing of the District Clerk/Manager Job Position. Commissioner Mirabella second, and the Board unanimously passed the motion.

##### **6b. DISCUSSION: Follow-Up to Feasibility Study [Mirabella]**

Jennifer Johnson led a discussion regarding the feasibility study and requested that the Board provide direction on whether or not they would like this request to go out to bid. The Board subsequently agreed to put this item out to bid.

##### **6c. DISCUSSION: Building Addition and RFP for Architect [Conklin]**

To be discussed in Item 8a.

#### 7. NEW BUSINESS

NONE

#### 8. LEGAL REPORT

##### **8a. DISCUSSION: Update on RFP 2023-002 and Discussion on Station 24 Expansion [Bryan]**

Attorney Bryan advised the Board that legal has drafted an RFQ, which was mostly prepared and ready to be issued pending direction from the Board. Further discussion was had regarding the timetable within which to post the RFQ; utilizing the standard timeframe of 60 days with responses due on or about January 2024 and out to bid in February 2024. Commissioner Conklin inquired if the RFQ description was for the second and ground floors. Attorney Bryan provided this would be the same addendum as provide on the previous RFQ. Tentatively, depending on the issue date, a pre-submittal meeting could occur on or near 12.19.23; two weeks after for questions and submittal of potential bids due on or about 1.31.24



## KEY LARGO FIRE RESCUE & EMERGENCY MEDICAL SERVICES DISTRICT

Seat 1: Tony Allen; Seat 2: Frank Conklin; Seat 3: Kenny Edge; Seat 4: George Mirabella; Seat 5: Danny Powers

The Board provided Legal direction to move forward on the RFQ.

### 9. FINANCE REPORT

**9a. DISCUSSION/ACTION: RFP for a Focused Agency Analysis of The District, The KLFDD, and The KLVAC with the goal of identifying any potential financial and/or operational benefits of merging the two contract agencies under the District and the Board of Commissioners. [Johnson]**

Addressed under 6b.

### 10. AMBULANCE CORPS REPORT

#### **10a. October Statistics**

Scott Robinson advised they brought on two paramedics; two additional paramedics were completing paperwork and the addition of 1 more volunteer.

### 11. FIRE DEPARTMENT REPORT

#### **11a. October Treasurer's Report**

#### **11b. October Meeting**

The Fire Department attended 30 calls during the recent no name storm, which included wires/trees down.

Commissioner Conklin inquired if they Fire Department was going to participate with Toys for Tots; however, was advised no one from the organization had reached out to them. Ms. Heim provided that Wesley House engages in community holiday toy drives; however, that organization have had changes in personnel and a decision has not yet been made on how to proceed. She will inquire further.

### 12. COMMISSIONER ITEMS

NONE

### 13. NEXT MEETING

**December 4, 2023 District Meeting (if required)**

**December 18, 2023 District Meeting**

The Board decided to table the Strategic Planning meeting due to the absence of two commissioners until the December 18, 2023 meeting.



## KEY LARGO FIRE RESCUE & EMERGENCY MEDICAL SERVICES DISTRICT

*Seat 1: Tony Allen; Seat 2: Frank Conklin; Seat 3: Kenny Edge; Seat 4: George Mirabella; Seat 5: Danny Powers*

---

Commissioner Mirabella made a ***motion to cancel*** the December 4, 2023 District Meeting, unless required. The next meeting will be December 18, 2023. Commissioner Conklin second, and the Board unanimously passed the motion.

### 14. **ADJOURN**

Commissioner Mirabella made a ***motion to adjourn*** the meeting at 6:16 PM. Commissioner Conklin second, and the Board unanimously passed the motion.

### **DOCUMENTS**

*Al 2b. Draft October 23, 2023 Final Public Hearing and District Meeting Minutes*

*Al 6a. District Clerk/Manager Job Description*

*Al 9a. KLFREMS Agencies Evaluation*

*Al 10a. KLVAC Monthly Statistics*

*Al 11a. KLVFD Business Meeting Agenda*

*Persons who wish to be heard shall send submit a  
Speaker Request Form to the Chairman or request to speak via Zoom.*



# KEY LARGO FIRE RESCUE & EMERGENCY MEDICAL SERVICES DISTRICT

Seat 1: Tony Allen; Seat 2: Frank Conklin; Seat 3: Kenny Edge; Seat 4: George Mirabella; Seat 5: Danny Powers

## KLFR&EMS 2024 **PROPOSED** MEETING SCHEDULE

### MEETING DATE

### AGENDA ITEMS DUE

January 8, 2024 District Meeting (if required)  
January 22, 2024 District Meeting

December 29, 2024  
January 12, 2024

February 12, 2024 District Meeting (if required)  
February 12, 2024 Strategic Planning Workshop  
**or**  
February 26, 2024 District Meeting  
February 26, 2024 Strategic Planning Workshop

February 2, 2024

February 16, 2024

March 11, 2024 District Meeting (if required)  
March 25, 2024 District Meeting

March 1, 2024  
March 15, 2024

April 8, 2024 District Meeting (if required)  
April 22, 2024 District Meeting

March 29, 2024  
April 12, 2024

May 6, 2024 District Meeting (if required)  
May 6, 2024 Strategic Planning Workshop  
**or**  
May 20, 2024 District Meeting  
May 20, 2024 Strategic Planning Workshop

April 26, 2024  
April 26, 2024

May 10, 2024  
May 10, 2024

June 10, 2024 District Meeting (if required)  
June 24, 2024 KLVFD Budget Workshop  
June 24, 2024 District Meeting

May 31, 2024  
June 14, 2024  
June 14, 2024

July 8, 2024 District Meeting (if required)  
July 22, 2024 KLVFD Budget Workshop  
July 22, 2024 District Meeting

June 28, 2024  
July 12, 2024  
July 12, 2024

August 5, 2024 District Budget Workshop (if required)  
August 5, 2024 District Meeting (if required)  
August 19, 2024 District Budget Meeting  
August 19, 2024 District Meeting

July 26, 2024  
July 26, 2024  
August 9, 2024  
August 9, 2024

September 9, 2024 1st Public Hearing\*  
September 9, 2024 District Meeting\*  
September 23, 2024 Final Public Hearing\*  
September 23, 2024 District Meeting\*

August 30, 2024  
August 30, 2024  
September 13, 2024  
September 13, 2024

*\*Need to Confirm County/School Board 1st Public Hearings*



## KEY LARGO FIRE RESCUE & EMERGENCY MEDICAL SERVICES DISTRICT

Seat 1: Tony Allen; Seat 2: Frank Conklin; Seat 3: Kenny Edge; Seat 4: George Mirabella; Seat 5: Danny Powers

---

October 7, 2024  
October 21, 2024 District Meeting (if required)

September 27, 2024  
October 11, 2024

November 11, 2024 District Meeting (if required)(Veterans Day)  
November 25, 2024 Strategic Planning Workshop  
November 25, 2024 District Meeting

November 1, 2024  
November 15, 2024  
November 15, 2024

December 9, 2024 District Meeting (if required)  
December 23, 2024 District Meeting  
**or**  
December 30, 2024 District Meeting

November 29, 2024  
December 13, 2024  
  
December 20, 2024





# Incident Run Log

## Key Largo Fire Department

Date Range: From 10/01/2023 to 10/31/2023

Company: All Companies

Sorted by: Not selected

Date	FDID	Incident#	Alarm	###	Address	Suite	Zip	Type	Lgth
10/06/2023	38032	2023-000857	15:08	45	BASS AVE		33037	Building fire	2.1
10/03/2023	38032	2023-000852	16:10	9924	OVERSEAS HWY		33037	Water vehicle fire	0.3
10/17/2023	38032	2023-000897	18:53	1040	OVERSEAS HWY		33037	Rescue, EMS incident, other	0.1
10/19/2023	38032	2023-000903	07:42	15	BONITA AVE		33037	Rescue, EMS incident, other	0.0
10/29/2023	38032	2023-000925	20:42	300	MORRIS AVE	2	33037	Rescue, EMS incident, other	0.0
10/01/2023	38032	2023-000849	18:08	108	8 LN		33037	Medical assist, assist EMS crew	0.2
10/11/2023	38032	2023-000875	14:03	15	PIGEON DR		33037	Medical assist, assist EMS crew	0.4
10/12/2023	38032	2023-000878	01:10	800	MADRID RD		33037	Medical assist, assist EMS crew	0.3
10/15/2023	38032	2023-000891	11:03	829	EGRET LN		33037	Medical assist, assist EMS crew	0.3
10/02/2023	38032	2023-000851	14:53	1057	OVERSEAS HWY		33037	EMS call, excluding vehicle accident with injury	0.5
10/04/2023	38032	2023-000853	08:48	590	BOYD DR		33037	EMS call, excluding vehicle accident with injury	0.4
10/04/2023	38032	2023-000855	13:40	6	BUNTING DR		33037	EMS call, excluding vehicle accident with injury	0.4
10/06/2023	38032	2023-000856	10:50	68	TRANSYLVANIA AVE		33037	EMS call, excluding vehicle accident with injury	0.4
10/07/2023	38032	2023-000860	17:38	1026	OVERSEAS HWY		33037	EMS call, excluding vehicle accident with injury	0.7
10/08/2023	38032	2023-000862	12:31	1047	OVERSEAS HWY		33037	EMS call, excluding vehicle accident with injury	0.5
10/09/2023	38032	2023-000865	10:03		BAHAMA RD / 98.5 MM OC		33037	EMS call, excluding vehicle accident with injury	0.4
10/09/2023	38032	2023-000866	15:15	111	US1		33037	EMS call, excluding vehicle accident with injury	0.6
10/11/2023	38032	2023-000873	07:10	654	CABRERA ST		33037	EMS call, excluding vehicle accident with injury	0.3
10/12/2023	38032	2023-000879	22:13	108	5 LN		33037	EMS call, excluding vehicle accident with injury	0.3
10/13/2023	38032	2023-000885	15:52	21	GARDEN COVE DR - 106 MM		33037	EMS call, excluding vehicle accident with injury	0.4
10/14/2023	38032	2023-000888	17:03	108	LORELANE PL / 99.5 MM OC		33037	EMS call, excluding vehicle accident with injury	0.7
10/14/2023	38032	2023-000890	23:30	1079	OVERSEAS HWY		33037	EMS call, excluding vehicle accident with injury	0.9
10/17/2023	38032	2023-000898	20:22	1025	OVERSEAS HWY		33037	EMS call, excluding vehicle accident with injury	0.3
10/20/2023	38032	2023-000905	13:16	714	SILVER CIR		33037	EMS call, excluding vehicle accident with injury	0.7
10/20/2023	38032	2023-000906	17:30	1076	OVERSEAS HWY		33037	EMS call, excluding vehicle accident with injury	0.6
10/21/2023	38032	2023-000908	22:56	9844	WINDWARD AVE		33037	EMS call, excluding vehicle accident with injury	0.0
10/24/2023	38032	2023-000912	11:12	1048	OVERSEAS HWY		33037	EMS call, excluding vehicle accident with injury	0.5
10/25/2023	38032	2023-000913	18:51	15	PIGEON DR	15	33037	EMS call, excluding vehicle accident with injury	0.2
10/25/2023	38032	2023-000914	23:38	244	LOEB AVE		33037	EMS call, excluding vehicle accident with injury	0.1
10/26/2023	38032	2023-000916	08:43	101	US1		33037	EMS call, excluding vehicle accident with injury	0.3
10/26/2023	38032	2023-000917	17:22	68	TRANSYLVANIA AVE		33037	EMS call, excluding vehicle accident with injury	0.8
10/26/2023	38032	2023-000918	18:13	1016	OVERSEAS HWY	94	33037	EMS call, excluding vehicle accident with injury	0.0
10/27/2023	38032	2023-000919	23:41	36	MUTINY PL		33037	EMS call, excluding vehicle accident with injury	0.3
10/29/2023	38032	2023-000924	20:48	134	1 RD		33037	EMS call, excluding vehicle accident with injury	0.5
10/01/2023	38032	2023-000848	17:35		BONITA AVE / 105 MM GU		33037	Motor vehicle accident with injuries	0.4
10/10/2023	38032	2023-000868	06:37	111.	US1	SB	33037	Motor vehicle accident with injuries	0.3
10/13/2023	38032	2023-000881	06:59	1017	OVERSEAS HWY		33037	Motor vehicle accident with injuries	1.1
10/14/2023	38032	2023-000889	16:27		US1		33037	Motor vehicle accident with injuries	0.9
10/19/2023	38032	2023-000904	18:41	1500	OCEAN BAY DR		33037	Motor vehicle accident with injuries	0.5
10/22/2023	38032	2023-000909	15:47		US1		33037	Motor vehicle accident with injuries	0.6
10/18/2023	38032	2023-000900	10:26	1000	OVERSEAS HWY		33037	Motor vehicle/pedestrian accident (MV Ped)	0.3
10/10/2023	38032	2023-000870	11:43	9962	OVERSEAS HWY		33037-	Motor vehicle accident with no injuries.	0.1
10/17/2023	38032	2023-000895	09:35	1025	OVERSEAS HWY		33037	Extrication of victim(s) from vehicle	0.4
10/29/2023	38032	2023-000923	02:51		TARPON BASIN DR / 101.4 M		33037	Extrication of victim(s) from vehicle	1.5
10/02/2023	38032	2023-000850	11:42		SUNSET RD / 95.3 MM GU		33037	Hazardous condition, other	0.6
10/09/2023	38032	2023-000864	09:55	375	MAHOGANY DR / 102 MM OC		33037	Power line down	0.3
10/08/2023	38032	2023-000863	20:52	68	BONEFISH AVE		33037	Arcing, shorted electrical equipment	0.6
10/13/2023	38032	2023-000882	08:24	1003	OVERSEAS HWY		33037	Public service assistance, other	3.1
10/07/2023	38032	2023-000859	16:06	9817	OVERSEAS HWY		33037	Public service	0.2
10/07/2023	38032	2023-000861	20:13		BLUE RUNNER ST / 103 MM O		33037	Public service	0.8
10/10/2023	38032	2023-000869	11:13	1042	OVERSEAS HWY		33037	Public service	0.0
10/23/2023	38032	2023-000910	11:15	1034	OVERSEAS HWY		33037	Public service	0.4
10/09/2023	38032	2023-000867	17:49	1014	OVERSEAS HWY		33037	Dispatched & canceled en route	0.1
10/13/2023	38032	2023-000880	02:27	51	SHORELAND DR		33037	Dispatched & canceled en route	0.0
10/04/2023	38032	2023-000854	09:50	1038	OVERSEAS HWY		33037	False alarm or false call, other	0.0
10/17/2023	38032	2023-000896	11:28	1014	OVERSEAS HWY		33037	False alarm or false call, other	0.5
10/17/2023	38032	2023-000899	22:19	1038	OVERSEAS HWY		33037	False alarm or false call, other	0.3
10/26/2023	38032	2023-000915	05:49	11	SNAPPER AVE		33037	Smoke detector activation, no fire - unintentional	0.3

Date	FDID	Incident#	Alarm	###	Address	Suite	Zip	Type	Lgth
10/11/2023	38032	2023-000877	19:06	1048	OVERSEAS HWY		33037	Alarm system activation, no fire - unintentional	0.2
10/31/2023	38032	2023-000926	11:54	1014	OVERSEAS HWY		33037	Alarm system activation, no fire - unintentional	0.2
10/11/2023	38032	2023-000876	08:00	1048	OVERSEAS HWY		33037	Special type of incident, other	9.0
10/16/2023	38032	2023-000892	10:00		SILVER SHORES / 96 MM OC		33037	Special type of incident, other	0.7
10/19/2023	38032	2023-000902	03:23	1015	OVERSEAS HWY		33037-	Citizen complaint	0.9
10/06/2023	38032	2023-000858	18:26	9919	OVERSEAS H		33037		0.0
10/10/2023	38032	2023-000871	11:37	9926	OVERSEAS HWY		33037		0.0
10/11/2023	38032	2023-000872	07:02	21	NORTH END RD		33037		0.0
10/11/2023	38032	2023-000874	08:29		GEORGE ST / 102.7 MM GU		33037		0.0
10/13/2023	38032	2023-000883	12:01	1014	OVERSEAS HWY		33037		0.3
10/13/2023	38032	2023-000884	12:57		OVERSEAS HIGHWAY		33050		0.0
10/14/2023	38032	2023-000886	09:37	1	EAST DRIVE 99MM OC		33037		0.0
10/14/2023	38032	2023-000887	10:59	1	EAST DRIVE 99MM OC		33037		0.0
10/16/2023	38032	2023-000893	13:38	746	LARGO RD		33037		0.6
10/16/2023	38032	2023-000894	14:32	220	REEF DR		33037		0.0
10/21/2023	38032	2023-000907	20:05	261	RYAN AVE		33037		0.0
10/24/2023	38032	2023-000911	06:34	1042	OVERSEAS HWY		33037		0.0
10/28/2023	38032	2023-000920	16:58	1026	OVERSEAS HWY		33037		0.0
10/28/2023	38032	2023-000922	19:54	1079	OVERSEAS HWY		33037		0.0

Total Number of Incidents: 77

Total Length of Incidents: 39.9 Hours

# Manpower Analysis by Incident

## Key Largo Fire Department

Date Range: From 10/01/2023 to 10/31/2023








Company: All Companies

Incident Type	Incident Count	Number Attended	Average Attended	Total Length (hrs)	Average Length (hrs)	Average Man Hours	Total Man Hours
111-Building fire	1	6	6.00	2.12	2.12	12.72	12.72
134-Water vehicle fire	1	7	7.00	0.33	0.33	2.31	2.31
300-Rescue, EMS incident, other	3	10	3.33	0.54	0.18	0.58	1.74
311-Medical assist, assist EMS crew	4	12	3.00	0.85	0.21	0.64	2.55
321-EMS call, excluding vehicle accident with injury	25	86	3.44	9.63	0.39	1.33	33.15
322-Motor vehicle accident with injuries	6	29	4.83	2.30	0.38	1.75	10.50
323-Motor vehicle/pedestrian accident (MV Ped)	1	3	3.00	0.00	0.00	0.00	0.00
324-Motor vehicle accident with no injuries.	1	3	3.00	0.13	0.13	0.39	0.39
352-Extrication of victim(s) from vehicle	2	15	7.50	1.71	0.85	6.65	13.30
400-Hazardous condition, other	1	2	2.00	0.55	0.55	1.10	1.10
444-Power line down	1	4	4.00	0.32	0.32	1.28	1.28
445-Arcing, shorted electrical equipment	1	3	3.00	0.63	0.63	1.89	1.89
550-Public service assistance, other	1	4	4.00	3.10	3.10	12.40	12.40
553-Public service	4	14	3.50	1.43	0.36	1.28	5.13
611-Dispatched & canceled en route	2	7	3.50	0.07	0.04	0.14	0.28
700-False alarm or false call, other	3	9	3.00	0.75	0.25	0.75	2.25
743-Smoke detector activation, no fire - unintentional	1	3	3.00	0.30	0.30	0.90	0.90
745-Alarm system activation, no fire - unintentional	2	10	5.00	0.13	0.07	0.26	0.52
900-Special type of incident, other	2	10	5.00	9.68	4.84	20.04	40.08
911-Citizen complaint	1	4	4.00	0.87	0.87	3.48	3.48
Blank. Incident Type not Entered	14	4	0.29	0.93	0.07		1.27
Total and Averages for all Incident Types	77	245	3.18	36.37	0.47		147.24

# Alarms by Day of Week

Key Largo Fire Department

Date Range: From 10/01/2023 to 10/31/2023

Day of Week		Totals
Sunday		9
Monday		10
Tuesday		13
Wednesday		12
Thursday		9
Friday		12
Saturday		12

No Date 0  
Total Alarms 77



# NFPA Analysis Report

## Key Largo Fire Department

Date Range: From 10/01/2023 to 10/31/2023



FIRE IN STRUCTURES BY FIXED PROPERTY USE (OCCUPANCY) (All in Section A Incident Type 110-129)	Number of	Number of Civilian Fire Casualties. If none, write 0.		Estimated Property Damage from Fire. If no loss, write 0.
		Deaths	Injuries	
1. Private Dwellings (1 or 2 family), Including mobile homes (FPU 400-419)	1	0	0	\$0
2. Apartments (3 or more families) FPU 429 or FPU 439)	0	0	0	\$0
3. Hotels and Motels (FPU 449)	0	0	0	\$0
4. All other residential (dormitories, boarding houses, tents, etc.) (FPU 459-499)	0	0	0	\$0
5. TOTAL OTHER RESIDENTIAL FIRES (SHOULD BE SUM OF LINES 1 THROUGH 4)	1	0	0	\$0
6. Public Assembly (church, restaurant, clubs, etc.) (FPU 100-199)	0	0	0	\$0
7. Schools and Colleges (FPU 200-299)	0	0	0	\$0
8. Health Care and Penal Institutions (hospitals, nursing homes, prisons, etc.) (FPU 300-399)	0	0	0	\$0
9. Stores and Offices (FPU 500-599)	0	0	0	\$0
10. Industry, Utility, Defense, Laboratories, Manufacturing (FPU 600-799)	0	0	0	\$0
11. Storage in Structures (barns, vehicle storage garages, general storage, etc.) (FPU 800-899)	0	0	0	\$0
12. Other Structures** (outbuildings, bridges, etc.) (FPU 900-999)	0	0	0	\$0
13. TOTALS FOR STRUCTURE FIRES (SHOULD BE SUM OF LINES 5 THROUGH 12)	1	0	0	\$0
<b>B. OTHER FIRE AND INCIDENTS</b>				
14a. Fires in Highway Vehicles (autos, trucks, buses, etc.) (IT 131-132, 136-137)	0	0	0	\$0
14b. Fires in Other Vehicles (planes, trains, ships, construction or farm vehicles, etc.) (IT 130, 133-135, 138)	1	0	0	\$0
15. Fires outside of Structures with Value Involved, but Not Vehicles (outside storage, crops, timber, etc. (IT 140, 141, 161, 162, 164, 170-173)	0	0	0	\$0
16. Fires in Brush, Grass, Wildland (excluding crops and timber) with no value involved. (IT 142-143)	0	0	0	
17. Fires in Rubbish, Including Dumpsters (outside of structures), with no value involved. (IT 150-155)	0	0	0	
18. All Other Fires. (IT 100, 160, 163)	0	0	0	\$0
19. TOTAL FOR FIRES (SHOULD BE SUM OF LINES 13 THROUGH 18)	2	0	0	\$0
20. Rescue, Emergency Medical Responses (ambulance, EMS, rescue) (IT 300-381)	42			
21. False Alarm Responses (malicious or unintentional false calls, system malfunctions, bomb scares) (IT 700-746)	6			
22. Mutual Aid or Assistance Responses Given	0			
23. Hazardous Materials Responses (spills, leaks, etc.) (IT 410-431)	0			
23. Other Hazardous Conditions (arcing wires, bomb removal, power line down, etc.) (IT 440-482, 400)	3			
24. All Other Responses (smoke scares, lock-outs, animal rescues, etc.) (IT 200-251, 500-699, 800-911)	24			
25. TOTAL FOR ALL INCIDENTS (SHOULD BE SUM OF LINES 19 THROUGH 24)	77			

Based on what is reported in lines 5 and 13 for number of fire above, please report separately:

*Confined fires (e.g., cooking fires confined to cooking vessel, or chimney fire that did not spread beyond chimney, or confined trash fires) IIT 113 - 118), and Nonconfined fires (IT 110 - 112, 120 - 123).*

	Number of Confined Fires	Number of Nonconfined Fires
5. Residential Fires (line 5 above)	0	1
13. Structure Fires (line 13 above)	0	1

### BREAKDOWN OF FALSE ALARM RESPONSES

1. Malicious, Mischievous False Call (IT 710-715)	0
2. System Malfunction (IT 700-739)	0
3. Unintentional (tripping on Interior device accidentally etc.) (IT 740-749)	3
4. Other False Alarms (bomb scares, etc.) (IT 721, 700)	3

<b>INTENTIONALLY SET FIRES IN STRUCTURES AND VEHICLES</b>		Numbers of Fires	Number of Civilian Fire		Estimated Property Damage and Contents from Fire	
			Deaths	Injuries		
1.	Structure Fires Intentionally set	0	0	0	0	
2.	Vehicle Fires Intentionally set	0	0	0	0	
<b>FIRE SERVICE EXPOSURES AND INJURIES</b>						
1.	Total number of firefighters that were exposed to infectious diseases	0				
2.	Total Number of firefighters that were exposed to hazardous	0				
3.	Total number of nonfatal firefighter injuries during all types of duty	0				
Nature of Most Serious Injury		Responding to or Returning from Incidents	At the Fire Ground	At Non-Fire Emergencies	Training	Other On-Duty
1.	Burns (PAS 12,13,14,15)	0	0	0	0	0
2a.	Smoke or Gas Inhalation(PAS 01,02)	0	0	0	0	0
2b.	Other Respiratory Distress (PAS 03,44,64,65)	0	0	0	0	0
3.	Burn and Smoke Inhalation PAS(11)	0	0	0	0	0
4.	Wound, Cut, Bleeding, Bruise (PAS 21-25,35,36,72,73)	0	0	0	0	0
5.	Dislocation, Fracture (PAS 31, 32, 63)	0	0	0	0	0
6.	Heart Attack or Stroke (PAS 41, 42, 43)	0	0	0	0	0
7.	Strain, Sprain, Muscular Pain (PAS 33, 34, and 98)	0	0	0	0	0
8.	Thermal Stress (frostbite, heat, exhaustion) (PAS 57, 83-85)	0	0	0	0	0
9.	Other (PAS All other codes)	0	0	0	0	0
10.	Total	0	0	0	0	0
<b>FIREGROUND INJURIES BY CAUSE</b>						
1.	Exposure to Fire Products (Cause 4, object 47-49, 53, 64):	0				
2.	Exposure to Chemicals or Radiation(Cause 4, object 52,56):	0				
3.	Fall, jump, slip, trip (cause 1 to 3):	0				
4.	Overexertion, strain (cause 7):	0				
5.	Contact with object (cause 6):	0				
6.	Struck by (cause 5):	0				
7.	Extreme weather (cause 4, object 62):	0				
8.	Other:	0				
<b>THREE HIGHEST LOSS OF LIFE FIRES</b>			<b>THREE HIGHEST PROPERTY DAMAGE FIRES</b>			
<b>NO LOSS OF LIFE EVENTS</b>			<b>NO PROPERTY DAMAGE EVENTS</b>			

# Incident Type Report (Summary)

## Key Largo Fire Department

Date Range: From 10/01/2023 to 10/31/2023  
 Company: All Companies

Incident Type	Count	Pct of Incidents	Total Est Loss	Total Est Loss
<b>1 Fire</b>				
111 Building fire	1	1.59%	\$0	0.00%
134 Water vehicle fire	1	1.59%	\$0	0.00%
<b>Totals</b>	<b>2</b>	<b>3.17%</b>	<b>\$0</b>	<b>0.00%</b>
<b>2 Overpressure Rupture, Explosion, Overheat(no fire)</b>				
<b>Totals</b>	<b>0</b>	<b>0.00%</b>	<b>\$0</b>	<b>0.00%</b>
<b>3 Rescue &amp; Emergency Medical Service Incident</b>				
300 Rescue, EMS incident, other	3	4.76%	\$0	0.00%
311 Medical assist, assist EMS crew	4	6.35%	\$0	0.00%
321 EMS call, excluding vehicle accident with injury	25	39.68%	\$0	0.00%
322 Motor vehicle accident with injuries	6	9.52%	\$0	0.00%
323 Motor vehicle/pedestrian accident (MV Ped)	1	1.59%	\$0	0.00%
324 Motor vehicle accident with no injuries.	1	1.59%	\$0	0.00%
352 Extrication of victim(s) from vehicle	2	3.17%	\$0	0.00%
<b>Totals</b>	<b>42</b>	<b>66.67%</b>	<b>\$0</b>	<b>0.00%</b>
<b>4 Hazardous Condition (No Fire)</b>				
400 Hazardous condition, other	1	1.59%	\$0	0.00%
444 Power line down	1	1.59%	\$0	0.00%
445 Arcing, shorted electrical equipment	1	1.59%	\$0	0.00%
<b>Totals</b>	<b>3</b>	<b>4.76%</b>	<b>\$0</b>	<b>0.00%</b>
<b>5 Service Call</b>				
550 Public service assistance, other	1	1.59%	\$0	0.00%
553 Public service	4	6.35%	\$0	0.00%
<b>Totals</b>	<b>5</b>	<b>7.94%</b>	<b>\$0</b>	<b>0.00%</b>
<b>6 Good Intent Call</b>				
611 Dispatched & canceled en route	2	3.17%	\$0	0.00%
<b>Totals</b>	<b>2</b>	<b>3.17%</b>	<b>\$0</b>	<b>0.00%</b>
<b>7 False Alarm &amp; False Call</b>				
700 False alarm or false call, other	3	4.76%	\$0	0.00%
743 Smoke detector activation, no fire - unintentional	1	1.59%	\$0	0.00%
745 Alarm system activation, no fire - unintentional	2	3.17%	\$0	0.00%
<b>Totals</b>	<b>6</b>	<b>9.52%</b>	<b>\$0</b>	<b>0.00%</b>
<b>8 Severe Weather &amp; Natural Disaster</b>				
<b>Totals</b>	<b>0</b>	<b>0.00%</b>	<b>\$0</b>	<b>0.00%</b>
<b>9 Special Incident Type</b>				
900 Special type of incident, other	2	3.17%	\$0	0.00%
911 Citizen complaint	1	1.59%	\$0	0.00%
<b>Totals</b>	<b>3</b>	<b>4.76%</b>	<b>\$0</b>	<b>0.00%</b>
<b>Totals</b>	<b>63</b>		<b>\$0</b>	



# Incident Run Log

## Key Largo Fire Department

Date Range: From 11/01/2023 to 11/30/2023

Company: All Companies

Sorted by: Not selected

Date	FDID	Incident#	Alarm	###	Address	Suite	Zip	Type	Lgth
11/16/2023	38032	2023-000971	01:57	999	MORRIS LN		33037	Water vehicle fire	1.6
11/18/2023	38032	2023-001013	06:19	29	NORTH DR		33037	Rescue, EMS incident, other	0.0
11/22/2023	38032	2023-001022	16:37	225	Uppermatucumbe		33037-	Rescue, EMS incident, other	0.0
11/30/2023	38032	2023-001034	07:35	290	TAYLOR DR		33037-	Medical assist, assist EMS crew	0.2
11/02/2023	38032	2023-000930	15:43	1	EAST DRIVE 99MM OC		33037	EMS call, excluding vehicle accident with injury	0.2
11/04/2023	38032	2023-000935	18:29	1014	OVERSEAS HWY		33037	EMS call, excluding vehicle accident with injury	0.3
11/05/2023	38032	2023-000937	18:46	720	GALE PL		33037	EMS call, excluding vehicle accident with injury	0.6
11/07/2023	38032	2023-000940	13:33	225	UPPER MATECUMBE RD		33037	EMS call, excluding vehicle accident with injury	0.3
11/07/2023	38032	2023-000941	18:33	969	PLANTATION RD		33037	EMS call, excluding vehicle accident with injury	0.3
11/10/2023	38032	2023-000946	09:47		ADAMS CUT / 103 MM OC		33037	EMS call, excluding vehicle accident with injury	0.5
11/11/2023	38032	2023-000948	10:56	9700	OVERSEAS HIGHWAY		33037	EMS call, excluding vehicle accident with injury	0.4
11/11/2023	38032	2023-000950	15:11	1038	OVERSEAS HWY		33037	EMS call, excluding vehicle accident with injury	0.9
11/12/2023	38032	2023-000951	09:47	19	ALCANTA LN		33037	EMS call, excluding vehicle accident with injury	0.3
11/14/2023	38032	2023-000956	21:47	1024	OVERSEAS HWY		33037	EMS call, excluding vehicle accident with injury	0.3
11/15/2023	38032	2023-000959	06:40	1062	OVERSEAS HWY		33037-	EMS call, excluding vehicle accident with injury	0.0
11/18/2023	38032	2023-001015	23:17	1079	OVERSEAS HWY		33037	EMS call, excluding vehicle accident with injury	0.5
11/25/2023	38032	2023-001028	14:19	738	LARGO RD.-106.2-B/S-LAKE		33037-	EMS call, excluding vehicle accident with injury	0.5
11/28/2023	38032	2023-001031	11:01	1004	OVERSEAS HWY		33037-	EMS call, excluding vehicle accident with injury	0.4
11/29/2023	38032	2023-001032	19:13	1515	AQUEDUCT LANE		33037-	EMS call, excluding vehicle accident with injury	0.7
11/04/2023	38032	2023-000934	17:06	1028	OVERSEAS HWY	NB	33037	Motor vehicle accident with injuries	0.8
11/09/2023	38032	2023-000943	12:08	9786	OVERSEAS HWY		33037	Motor vehicle accident with injuries	0.5
11/10/2023	38032	2023-000947	13:39		SNAPPER AVE / 103.4 MM OC	SB	33037	Motor vehicle accident with injuries	0.8
11/19/2023	38032	2023-001018	13:26	1079	OVERSEAS HWY		33037	Motor vehicle accident with injuries	0.6
11/21/2023	38032	2023-001020	13:05	97	OVERSEAS HEY		33037-	Motor vehicle accident with injuries	0.5
11/30/2023	38032	2023-001035	23:54	9882	OVERSEAS HWY			Motor vehicle accident with injuries	0.8
11/13/2023	38032	2023-000952	07:42	1032	OVERSEAS HWY			Motor vehicle/pedestrian accident (MV Ped)	0.1
11/22/2023	38032	2023-001023	15:12	1079	OVERSEAS HIGHWAY		33037-	Motor vehicle accident with no injuries.	0.0
11/22/2023	38032	2023-001021	10:39	196	BUTTONWOOD AVE		33037-	Removal of victim(s) from stalled elevator	0.2
11/13/2023	38032	2023-000954	17:05		ELLEN DR / 102.5 MM GU		33037	Hazardous condition, other	1.0
11/22/2023	38032	2023-001025	16:16	1043	OVERSEAS HWY		33037-	Carbon monoxide incident	0.4
11/15/2023	38032	2023-000961	17:00	223	AVE B 104 MM		33037	Electrical wiring/equipment problem, other	0.5
11/15/2023	38032	2023-000957	09:46		MAHOGANY DR / 102 MM OC		33037	Power line down	0.6
11/25/2023	38032	2023-001027	10:10	82	AVENUE C			Power line down	0.5
11/06/2023	38032	2023-000939	19:16	9810	WINDWARD AVE		33037	Arcing, shorted electrical equipment	0.4
11/15/2023	38032	2023-000967	23:59	1040	OVERSEAS HWY		33037	Building or structure weakened or collapsed	1.4
11/04/2023	38032	2023-000932	09:24	1065	OVERSEAS HWY		33037-	Public service assistance, other	0.3
11/09/2023	38032	2023-000945	17:35	9871	OVERSEA HWY		33037-	Assist police or other governmental agency	0.5
11/19/2023	38032	2023-001019	14:16	2	PARADISE DR		33037	Unauthorized burning	0.5
11/23/2023	38032	2023-001024	02:11	10	SILVER SPRINGS DRIVE		33037-	Unauthorized burning	0.2
11/05/2023	38032	2023-000936	10:14	1036	OVERSEAS HWY		33037	Dispatched & canceled en route	0.0
11/14/2023	38032	2023-000955	12:04	1014	OVERSEAS HWY		33037	Dispatched & canceled en route	0.0
11/15/2023	38032	2023-000960	15:49	9700	OVERSEAS HIGHWAY		33037	Dispatched & canceled en route	0.0
11/23/2023	38032	2023-001026	07:45	545	PLANTE STREET		33037-	Dispatched & canceled en route	0.0
11/28/2023	38032	2023-001030	08:06	1015	HIALEAH LANE		33037-	Dispatched & canceled en route	0.0
11/15/2023	38032	2023-000962	19:02	115	1 AVE EAST		33037	No incident found on arrival at dispatch address	0.0
11/29/2023	38032	2023-001033	07:31	707	BAECELONA RD		33037-	No incident found on arrival at dispatch address	0.5
11/16/2023	38032	2023-000973	03:51	1065	OVERSEAS HWY		33037	HazMat release investigation w/no HazMat	0.2
11/15/2023	38032	2023-000958	10:05	9900	OVERSEAS HWY		33037	False alarm or false call, other	0.1
11/16/2023	38032	2023-000985	06:50	1034	OVERSEAS HWY		33037	False alarm or false call, other	0.3
11/06/2023	38032	2023-000938	08:29	1038	OVERSEAS HWY		33037	Smoke detector activation due to malfunction	0.2
11/26/2023	38032	2023-001029	00:45	1311	ALMAY ST			Alarm system sounded due to malfunction	0.3
11/17/2023	38032	2023-001006	05:46	201	OCEAN DR 99.6MM OC		33037	Alarm system activation, no fire - unintentional	0.3
11/15/2023	38032	2023-000963	19:26		US1		33037	Severe weather or natural disaster, other	0.1
11/15/2023	38032	2023-000964	19:50		ROSE PL / 101.5 MM OC		33037	Severe weather or natural disaster, other	0.8
11/15/2023	38032	2023-000965	21:32	1180	COUNTY ROAD 905		33037	Severe weather or natural disaster, other	1.4
11/15/2023	38032	2023-000966	23:57	142	1 CT		33037	Severe weather or natural disaster, other	0.1
11/16/2023	38032	2023-000968	00:04	527	CARIBBEAN DR		33037	Severe weather or natural disaster, other	0.1

Date	FDID	Incident#	Alarm	###	Address	Suite	Zip	Type	Lgth
11/16/2023	38032	2023-000969	01:14	1019	OVERSEAS HWY		33037	Severe weather or natural disaster, other	0.1
11/16/2023	38032	2023-000970	01:23	100	MARINA AVE / 99.6MM OC		33037	Severe weather or natural disaster, other	0.1
11/16/2023	38032	2023-000972	03:17	711	BARCELONA RD		33037	Severe weather or natural disaster, other	0.2
11/16/2023	38032	2023-000974	03:59	760	MUSA DR		33037	Severe weather or natural disaster, other	0.3
11/16/2023	38032	2023-000975	04:02	222	2 CT WEST		33037	Severe weather or natural disaster, other	0.2
11/16/2023	38032	2023-000976	04:17	937	PLANTATION RD		33037	Severe weather or natural disaster, other	0.4
11/16/2023	38032	2023-000977	05:25		HIBISCUS LN / 101.4 MM OC		33037	Severe weather or natural disaster, other	0.6
11/16/2023	38032	2023-000978	05:26		COUNTY ROAD 905		33037	Severe weather or natural disaster, other	0.3
11/16/2023	38032	2023-000979	05:46		US1		33037	Severe weather or natural disaster, other	0.4
11/16/2023	38032	2023-000980	06:04		ATLANTIC AVE / 99.6 MM OC		33037	Severe weather or natural disaster, other	0.1
11/16/2023	38032	2023-000981	06:12	9571	OVERSEAS HWY		33037	Severe weather or natural disaster, other	0.1
11/16/2023	38032	2023-000982	06:14		SUNSET BLVD / 100 MM GULF		33037	Severe weather or natural disaster, other	0.3
11/16/2023	38032	2023-000983	06:37	564	GORDON CIR		33037	Severe weather or natural disaster, other	0.2
11/16/2023	38032	2023-000984	06:44		SEAGATE BLVD / 99.6 MM OC		33037	Severe weather or natural disaster, other	0.0
11/16/2023	38032	2023-000986	07:06	249	ATLANTIC BLVD / 99.6 MM O		33037	Severe weather or natural disaster, other	0.3
11/16/2023	38032	2023-000987	07:17	9767	OVERSEAS HWY		33037	Severe weather or natural disaster, other	0.2
11/16/2023	38032	2023-000988	07:21	420	3 ST		33037	Severe weather or natural disaster, other	0.1
11/16/2023	38032	2023-000990	07:40	132	EAST SHORE DR		33037	Severe weather or natural disaster, other	0.3
11/16/2023	38032	2023-000991	07:55	29	JENNY LN		33037	Severe weather or natural disaster, other	0.6
11/16/2023	38032	2023-000992	08:03	1042	GIBRALTAR RD		33037	Severe weather or natural disaster, other	0.0
11/16/2023	38032	2023-000993	08:23	478	SUMMERLAND RD		33037	Severe weather or natural disaster, other	0.1
11/16/2023	38032	2023-000994	08:23		GULF DR / 101 MM GU		33037	Severe weather or natural disaster, other	0.2
11/16/2023	38032	2023-001008	08:54	99	OCEAN BAY DRIVE		33037-	Severe weather or natural disaster, other	0.3
11/16/2023	38032	2023-000996	10:10	1	MICHAEL DR		33037	Severe weather or natural disaster, other	0.3
11/16/2023	38032	2023-000997	11:37	9780	OVERSEAS HWY		33037	Severe weather or natural disaster, other	0.3
11/16/2023	38032	2023-000998	11:47	8	WOODWARD WAY		33037	Severe weather or natural disaster, other	0.2
11/16/2023	38032	2023-000999	13:52	105	HARBOR DR / 99 MM OC		33037	Severe weather or natural disaster, other	0.2
11/16/2023	38032	2023-001000	14:52	1028	OVERSEAS HWY		33037	Severe weather or natural disaster, other	0.2
11/17/2023	38032	2023-001007	09:02	66	ANDROS RD		33037	Severe weather or natural disaster, other	0.0
11/17/2023	38032	2023-001009	10:34	220	TAYLOR DR		33037	Severe weather or natural disaster, other	0.0
11/17/2023	38032	2023-001010	11:39	937	PLANTATION RD		33037	Severe weather or natural disaster, other	0.2
11/02/2023	38032	2023-000929	12:37	1	EAST DRIVE 99MM OC		33037	Special type of incident, other	2.1
11/11/2023	38032	2023-000949	11:55	1	EAST DRIVE 99MM OC		33037	Special type of incident, other	0.0
11/01/2023	38032	2023-000927	15:19	1014	OVERSEAS HWY		33037		0.0
11/02/2023	38032	2023-000928	11:51	220	REEF DR		33037		0.0
11/02/2023	38032	2023-000931	18:07		MORRIS AVE / 112.5 MM OC		33037		0.0
11/08/2023	38032	2023-000942	09:44	1001	OVERSEAS HWY		33037		0.0
11/09/2023	38032	2023-000944	17:22	9272	OVERSEAS HWY		33070		0.0
11/16/2023	38032	2023-001001	15:36	106	CANAL ST / 102.7MM GU		33037		0.0
11/16/2023	38032	2023-001002	15:56	778	BOSTWICK DR		33037		0.0
11/16/2023	38032	2023-001003	16:01	48	BONEFISH AVE		33037		0.0
11/16/2023	38032	2023-001004	18:48	219	2 CT WEST		33037		0.0
11/17/2023	38032	2023-001005	05:38	9800	OVERSEAS HWY		33037		0.0
11/17/2023	38032	2023-001011	13:04		US1		33037		0.0
11/17/2023	38032	2023-001012	17:53	1009	OVERSEAS HWY		33037		0.0
11/18/2023	38032	2023-001014	22:03	1	EAST DRIVE 99MM OC		33037		0.0
11/19/2023	38032	2023-001016	09:20		CARIBBEAN DR / 99.6 MM OC		33037		0.0
11/19/2023	38032	2023-001017	11:47	502	GEIGER CR		33037		0.0

Total Number of Incidents: 105

Total Length of Incidents: 31.7 Hours

# Manpower Analysis by Incident

## Key Largo Fire Department

Date Range: From 11/01/2023 to 11/30/2023








Company: All Companies

Incident Type	Incident Count	Number Attended	Average Attended	Total Length (hrs)	Average Length (hrs)	Average Man Hours	Total Man Hours
134-Water vehicle fire	1	8	8.00	1.55	1.55	12.40	12.40
300-Rescue, EMS incident, other	2	6	3.00	0.00	0.00	0.00	0.00
311-Medical assist, assist EMS crew	1	3	3.00	0.17	0.17	0.51	0.51
321-EMS call, excluding vehicle accident with injury	15	47	3.13	5.87	0.39	1.18	17.64
322-Motor vehicle accident with injuries	6	24	4.00	4.05	0.67	2.86	17.19
323-Motor vehicle/pedestrian accident (MV Ped)	1	6	6.00	0.05	0.05	0.30	0.30
324-Motor vehicle accident with no injuries.	1	3	3.00	1.68	1.68	5.04	5.04
353-Removal of victim(s) from stalled elevator	1	3	3.00	0.18	0.18	0.54	0.54
400-Hazardous condition, other	1	3	3.00	1.00	1.00	3.00	3.00
424-Carbon monoxide incident	1	3	3.00	0.40	0.40	1.20	1.20
440-Electrical wiring/equipment problem, other	1	7	7.00	0.53	0.53	3.71	3.71
444-Power line down	2	9	4.50	1.10	0.55	2.55	5.10
445-Arcing, shorted electrical equipment	1	3	3.00	0.40	0.40	1.20	1.20
461-Building or structure weakened or collapsed	1	4	4.00	1.35	1.35	5.40	5.40
550-Public service assistance, other	1	3	3.00	0.30	0.30	0.90	0.90
551-Assist police or other governmental agency	1	3	3.00	0.50	0.50	1.50	1.50
561-Unauthorized burning	2	6	3.00	0.70	0.35	1.05	2.10
611-Dispatched & canceled en route	5	15	3.00	15.65	3.13	9.39	46.95
622-No incident found on arrival at dispatch address	2	11	5.50	16.81	8.41	29.16	58.33
671-HazMat release investigation w/no HazMat	1	4	4.00	0.17	0.17	0.68	0.68
700-False alarm or false call, other	2	7	3.50	0.40	0.20	0.77	1.53
733-Smoke detector activation due to malfunction	1	3	3.00	0.18	0.18	0.54	0.54
735-Alarm system sounded due to malfunction	1	3	3.00	0.25	0.25	0.75	0.75
745-Alarm system activation, no fire - unintentional	1	3	3.00	0.35	0.35	1.05	1.05
800-Severe weather or natural disaster, other	36	118	3.28	9.50	0.26	0.88	31.69
900-Special type of incident, other	2	8	4.00	4.21	2.10	8.50	16.99
Blank. Incident Type not Entered	15	0	0.00	0.00	0.00	0.00	0.00
Total and Averages for all Incident Types	105	313	2.98	67.35	0.64		236.24

# Alarms by Day of Week

Key Largo Fire Department

Date Range: From 11/01/2023 to 11/30/2023

Day of Week		Totals
Sunday		8
Monday		4
Tuesday		7
Wednesday		19
Thursday		47
Friday		9
Saturday		11

No Date 0  
Total Alarms 105

# Incident Type Report (Summary)

## Key Largo Fire Department

Date Range: From 11/01/2023 to 11/30/2023  
 Company: All Companies

Incident Type	Count	Pct of Incidents	Total Est Loss	Total Est Loss
<b>1 Fire</b>				
134 Water vehicle fire	1	1.11%	\$0	0.00%
<b>Totals</b>	<b>1</b>	<b>1.11%</b>	<b>\$0</b>	<b>0.00%</b>
<b>2 Overpressure Rupture, Explosion, Overheat(no fire)</b>				
<b>Totals</b>	<b>0</b>	<b>0.00%</b>	<b>\$0</b>	<b>0.00%</b>
<b>3 Rescue &amp; Emergency Medical Service Incident</b>				
300 Rescue, EMS incident, other	2	2.22%	\$0	0.00%
311 Medical assist, assist EMS crew	1	1.11%	\$0	0.00%
321 EMS call, excluding vehicle accident with injury	15	16.67%	\$0	0.00%
322 Motor vehicle accident with injuries	6	6.67%	\$0	0.00%
323 Motor vehicle/pedestrian accident (MV Ped)	1	1.11%	\$0	0.00%
324 Motor vehicle accident with no injuries.	1	1.11%	\$0	0.00%
353 Removal of victim(s) from stalled elevator	1	1.11%	\$0	0.00%
<b>Totals</b>	<b>27</b>	<b>30.00%</b>	<b>\$0</b>	<b>0.00%</b>
<b>4 Hazardous Condition (No Fire)</b>				
400 Hazardous condition, other	1	1.11%	\$0	0.00%
424 Carbon monoxide incident	1	1.11%	\$0	0.00%
440 Electrical wiring/equipment problem, other	1	1.11%	\$0	0.00%
444 Power line down	2	2.22%	\$0	0.00%
445 Arcing, shorted electrical equipment	1	1.11%	\$0	0.00%
461 Building or structure weakened or collapsed	1	1.11%	\$0	0.00%
<b>Totals</b>	<b>7</b>	<b>7.78%</b>	<b>\$0</b>	<b>0.00%</b>
<b>5 Service Call</b>				
550 Public service assistance, other	1	1.11%	\$0	0.00%
551 Assist police or other governmental agency	1	1.11%	\$0	0.00%
561 Unauthorized burning	2	2.22%	\$0	0.00%
<b>Totals</b>	<b>4</b>	<b>4.44%</b>	<b>\$0</b>	<b>0.00%</b>
<b>6 Good Intent Call</b>				
611 Dispatched & canceled en route	5	5.56%	\$0	0.00%
622 No incident found on arrival at dispatch address	2	2.22%	\$0	0.00%
671 HazMat release investigation w/no HazMat	1	1.11%	\$0	0.00%
<b>Totals</b>	<b>8</b>	<b>8.89%</b>	<b>\$0</b>	<b>0.00%</b>
<b>7 False Alarm &amp; False Call</b>				
700 False alarm or false call, other	2	2.22%	\$0	0.00%
733 Smoke detector activation due to malfunction	1	1.11%	\$0	0.00%
735 Alarm system sounded due to malfunction	1	1.11%	\$0	0.00%
745 Alarm system activation, no fire - unintentional	1	1.11%	\$0	0.00%
<b>Totals</b>	<b>5</b>	<b>5.56%</b>	<b>\$0</b>	<b>0.00%</b>
<b>8 Severe Weather &amp; Natural Disaster</b>				
800 Severe weather or natural disaster, other	36	40.00%	\$0	0.00%
<b>Totals</b>	<b>36</b>	<b>40.00%</b>	<b>\$0</b>	<b>0.00%</b>
<b>9 Special Incident Type</b>				
900 Special type of incident, other	2	2.22%	\$0	0.00%
<b>Totals</b>	<b>2</b>	<b>2.22%</b>	<b>\$0</b>	<b>0.00%</b>

# Incident Type Report (Summary)

Key Largo Fire Department

Date Range: From 11/01/2023 to 11/30/2023

Company: All Companies

Incident Type	Count	Pct of Incidents	Total Est Loss	Total Est Loss
	<b>90</b>		<b>\$0</b>	



# NFPA Analysis Report

## Key Largo Fire Department

Date Range: From 11/01/2023 to 11/30/2023



FIRE IN STRUCTURES BY FIXED PROPERTY USE (OCCUPANCY)  (All in Section A Incident Type 110-129)	Number of	Number of Civilian Fire Casualties. If none, write 0.		Estimated Property Damage from Fire. If no loss, write 0.
		Deaths	Injuries	
1. Private Dwellings (1 or 2 family), Including mobile homes (FPU 400-419)	0	0	0	\$0
2. Apartments (3 or more families) FPU 429 or FPU 439)	0	0	0	\$0
3. Hotels and Motels (FPU 449)	0	0	0	\$0
4. All other residential (dormitories, boarding houses, tents, etc.) (FPU 459-499)	0	0	0	\$0
5. TOTAL OTHER RESIDENTIAL FIRES (SHOULD BE SUM OF LINES 1 THROUGH 4)	0	0	0	\$0
6. Public Assembly (church, restaurant, clubs, etc.) (FPU 100-199)	0	0	0	\$0
7. Schools and Colleges (FPU 200-299)	0	0	0	\$0
8. Health Care and Penal Institutions (hospitals, nursing homes, prisons, etc.) (FPU 300-399)	0	0	0	\$0
9. Stores and Offices (FPU 500-599)	0	0	0	\$0
10. Industry, Utility, Defense, Laboratories, Manufacturing (FPU 600-799)	0	0	0	\$0
11. Storage in Structures (barns, vehicle storage garages, general storage, etc.) (FPU 800-899)	0	0	0	\$0
12. Other Structures** (outbuildings, bridges, etc.) (FPU 900-999)	0	0	0	\$0
13. TOTALS FOR STRUCTURE FIRES (SHOULD BE SUM OF LINES 5 THROUGH 12)	0	0	0	\$0
<b>B. OTHER FIRE AND INCIDENTS</b>				
14a. Fires in Highway Vehicles (autos, trucks, buses, etc.) (IT 131-132, 136-137)	0	0	0	\$0
14b. Fires in Other Vehicles (planes, trains, ships, construction or farm vehicles, etc.) (IT 130, 133-135, 138)	1	0	0	\$0
15. Fires outside of Structures with Value Involved, but Not Vehicles (outside storage, crops, timber, etc. (IT 140, 141, 161, 162, 164, 170-173)	0	0	0	\$0
16. Fires in Brush, Grass, Wildland (excluding crops and timber) with no value involved. (IT 142-143)	0	0	0	
17. Fires in Rubbish, Including Dumpsters (outside of structures), with no value involved. (IT 150-155)	0	0	0	
18. All Other Fires. (IT 100, 160, 163)	0	0	0	\$0
19. TOTAL FOR FIRES (SHOULD BE SUM OF LINES 13 THROUGH 18)	1	0	0	\$0
20. Rescue, Emergency Medical Responses (ambulance, EMS, rescue) (IT 300-381)	27			
21. False Alarm Responses (malicious or unintentional false calls, system malfunctions, bomb scares) (IT 700-746)	5			
22. Mutual Aid or Assistance Responses Given	1			
23. Hazardous Materials Responses (spills, leaks, etc.) (IT 410-431)	1			
23. Other Hazardous Conditions (arcing wires, bomb removal, power line down, etc.) (IT 440-482, 400)	6			
24. All Other Responses (smoke scares, lock-outs, animal rescues, etc.) (IT 200-251, 500-699, 800-911)	64			
25. TOTAL FOR ALL INCIDENTS (SHOULD BE SUM OF LINES 19 THROUGH 24)	105			

Based on what is reported in lines 5 and 13 for number of fire above, please report separately:

*Confined fires (e.g., cooking fires confined to cooking vessel, or chimney fire that did not spread beyond chimney, or confined trash fires) IIT 113 - 118), and Nonconfined fires (IT 110 - 112, 120 - 123).*

	Number of Confined Fires	Number of Nonconfined Fires
5. Residential Fires (line 5 above)	0	0
13. Structure Fires (line 13 above)	0	0

### BREAKDOWN OF FALSE ALARM RESPONSES

1. Malicious, Mischievous False Call (IT 710-715)	0
2. System Malfunction (IT 700-739)	2
3. Unintentional (tripping on Interior device accidentally etc.) (IT 740-749)	1
4. Other False Alarms (bomb scares, etc.) (IT 721, 700)	2

<b>INTENTIONALLY SET FIRES IN STRUCTURES AND VEHICLES</b>		Numbers of Fires	Number of Civilian Fire		Estimated Property Damage and Contents from Fire	
			Deaths	Injuries		
1. Structure Fires Intentionally set		0	0	0	0	
2. Vehicle Fires Intentionally set		0	0	0	0	
<b>FIRE SERVICE EXPOSURES AND INJURIES</b>						
1. Total number of firefighters that were exposed to infectious diseases		0				
2. Total Number of firefighters that were exposed to hazardous		0				
3. Total number of nonfatal firefighter injuries during all types of duty		0				
Nature of Most Serious Injury		Responding to or Returning from Incidents	At the Fire Ground	At Non-Fire Emergencies	Training	Other On-Duty
1. Burns (PAS 12,13,14,15)		0	0	0	0	0
2a. Smoke or Gas Inhalation(PAS 01,02)		0	0	0	0	0
2b. Other Respiratory Distress (PAS 03,44,64,65)		0	0	0	0	0
3. Burn and Smoke Inhalation PAS(11)		0	0	0	0	0
4. Wound, Cut, Bleeding, Bruise (PAS 21-25,35,36,72,73)		0	0	0	0	0
5. Dislocation, Fracture (PAS 31, 32, 63)		0	0	0	0	0
6. Heart Attack or Stroke (PAS 41, 42, 43)		0	0	0	0	0
7. Strain, Sprain, Muscular Pain (PAS 33, 34, and 98)		0	0	0	0	0
8. Thermal Stress (frostbite, heat, exhaustion) (PAS 57, 83-85)		0	0	0	0	0
9. Other (PAS All other codes)		0	0	0	0	0
10. Total		0	0	0	0	0
<b>FIREGROUND INJURIES BY CAUSE</b>						
1. Exposure to Fire Products (Cause 4, object 47-49, 53, 64):		0				
2. Exposure to Chemicals or Radiation(Cause 4, object 52,56):		0				
3. Fall, jump, slip, trip (cause 1 to 3):		0				
4. Overexertion, strain (cause 7):		0				
5. Contact with object (cause 6):		0				
6. Struck by (cause 5):		0				
7. Exteme weather (cause 4, object 62):		0				
8. Other:		0				
<b>THREE HIGHEST LOSS OF LIFE FIRES</b>			<b>THREE HIGHEST PROPERTY DAMAGE FIRES</b>			
<b>NO LOSS OF LIFE EVENTS</b>			<b>NO PROPERTY DAMAGE EVENTS</b>			