



## KEY LARGO FIRE RESCUE & EMERGENCY MEDICAL SERVICES DISTRICT

Seat 1: Tony Allen; Seat 2: Frank Conklin; Seat 3: Kenny Edge; Seat 4: George Mirabella; Seat 5: Danny Powers

### DISTRICT MEETING AGENDA [DRAFT]

May 14, 2024

Members of the public who wish to comment on matters before the District Board may do so in person at 1 East Drive, Key Largo, Florida or online. Members of the public who virtually participate in the meeting must mute themselves until called upon to speak. Virtual Meeting Link: <https://us06web.zoom.us/j/86268176300?pwd=eWtMajI4Snh0cDZ5RngxTk5VDdCZz09#uaccess>  
Password: 33037.

1. AGENDA

- 1a. *Call to Order*
- 1b. *Pledge of Allegiance*
- 1c. *Roll Call*

2. APPROVAL OF AGENDA & MINUTES

- 2a. *Approval of May 20, 2024 District Meeting Agenda*
- 2b. *Approval of the April 22, 2024 Draft Amended District Meeting Minutes*

3. PUBLIC COMMENT

4. CHAIRMAN REPORT

5. SECRETARY REPORT

6. OLD BUSINESS

- 6a. *DISCUSSION: Status of Clerk Position*

7. NEW BUSINESS

- 7a. *DISCUSSION/APPROVAL: Surplus of Generators at Stations 24 and 25 [Mumper]*

8. LEGAL REPORT

- 8a. *DISCUSSION: Update on RFP 2024-001 [Smits]*

9. FINANCE REPORT

- 9a. *DISCUSSION: 2nd Quarter Financial Report FY23-24 [Johnson]*
- 9b. *MOTION/APPROVAL: KLVAC Insurance Renewal [Johnson]*



## KEY LARGO FIRE RESCUE & EMERGENCY MEDICAL SERVICES DISTRICT

Seat 1: Tony Allen; Seat 2: Frank Conklin; Seat 3: Kenny Edge; Seat 4: George Mirabella; Seat 5: Danny Powers

---

### 10. AMBULANCE CORPS REPORT

10a. *KLEMS April Statistics*

### 11. FIRE DEPARTMENT REPORT

11a. *KLVFD March Statistics*

11b. *KLVFD Performance Report*

### 12. COMMISSIONER ITEMS

**DISCUSSION:** *Scanning of Documents*

### 13. NEXT MEETING

*June 10, 2024 District Meeting (if required)*

*June 22, 2024 KLVFD Budget Workshop*

*June 22, 2024 District Meeting*

### 14. ADJOURN

#### **DOCUMENTS**

*Al 2b. April 22, 2024 Draft District Meeting Minutes*

*Al 9a. 2nd Quarter Financial Report FY23-24*

*Al 9b. KLVAC Insurance Renewal*

*Al 10a. KLEMS April Statistics*

*Al 11a. KLVFD April Statistics*

*Al 11b. KLVFD April Performance Report*

*Persons who wish to be heard shall send submit a  
Speaker Request Form to the Chairman or request to speak via Zoom.*

**2b**



---

**DISTRICT MEETING MINUTES [DRAFT]**

**April 22, 2024**

Members of the public who wish to comment on matters before the District Board may do so in person at 1 East Drive, Key Largo, Florida or online. Members of the public who virtually participate in the meeting must mute themselves until called upon to speak. Virtual Meeting Link: <https://us06web.zoom.us/j/86268176300?pwd=eWtMajl4Snh0cDZ5RngxTk5VDdCZz09#uaccess>  
Password: 33037.

**1. AGENDA**

**1a. *Call to Order***

Chairman Allen called to order the April 22, 2024 District Meeting at 6:00 PM.

**1b. *Pledge of Allegiance***

Commissioner Conklin led the Pledge of Allegiance.

**1c. *Roll Call***

Carol Greco called the roll. The following Commissioners were present: Tony Allen, Frank Conklin, Kenny Edge and George Mirabella. There was a quorum.

Also present in person or via Zoom were Carol Greco, Dirk Smits, Hunter O'Connor, Scott Robinson, David Garrido, C.J. Jones, Don Bock and Jennifer Johnson. Commissioner Powers attended late via phone.

**2. APPROVAL OF AGENDA & MINUTES**

**2a. *Approval of April 22, 2024 District Meeting Amended Agenda***

Commissioner Edge made a ***motion to approve the*** April 22, 2024 Amended District Meeting Agenda. Commissioner seconded, and the Board unanimously passed the motion.

**2b. *Approval of the March 25, 2024 Draft Amended District Meeting Minutes***

Commissioner made a ***motion to approve the Corrected Amended March 25, 2024*** District Meeting Minutes. Commissioner seconded, and the Board unanimously passed the motion.

**3. PUBLIC COMMENT**

None



---

**4. CHAIRMAN REPORT**

None

**5. SECRETARY REPORT**

None

**6. OLD BUSINESS**

**6a. DISCUSSION: Status of Clerk Position/Applicants**

Condensed version of position to be linked to website.

**6b. DISCUSSION: Invoice of Jack Bridges, Esq.**

A discussion was had requesting the invoice of Jack Bridges, Esq. be paid out of district funds. Counsel commented that the district can pay if the serves were for public purpose; pay through fire department and district can reimburse.

Commissioner Mirabella made a finding that the invoice was for public purposes and simultaneously made ***motion to pay the invoice to be reimbursed by the fire department.*** the meeting at 7:22 PM. Commissioner Edge seconded, and the Board unanimously passed

**6c. DISCUSSION/APPROVAL: Donation of Used Bunker Gear**

This item was addressed at the previous meeting.

**6d. DISCUSSION: Proposal Remodeling/Replacing Countertops/Desks at Station 25**

Capt. Jones provided he received one quote of \$1500 per desk and the station is in need of three desks. A suggestion was made to look into desks from Pride. There are approximately 500 tiles that have become unbonded throughout the building, and there are no replacement tiles. Painting (and patching of walls) is in this year's fiscal budget.

**6e. DISCUSSION: Approval to Attend June 10-13 FASD Annual Meeting [Mirabella]**

Commissioner Mirabella provided a few estimates for attendance at the June 10-13 FASD Annual Meeting of (1) \$499 conference; (2) \$155 per night for lodging [3 nights]; \$79 for class fee. Total fees/costs are approximately \$1,500.00; which was approved.



**7. NEW BUSINESS**

**7a. DISCUSSION/APPROVAL: Purchase of MES Extrication Equipment [Jones]**

The department applied for AFG last year to buy 2 sets of extrication equipment; did not obtain. Tools are fully salt water protected.

Commissioner Mirabella made a motion **to approve the purchase of MES Extrication Equipment**. Commissioner Conklin seconded, and the Board unanimously passed the motion.

**7b. DISCUSSION/APPROVAL: Approval of Currie Sowards Aguila Architects Agreement for Design Services [Smits]**

Attorney Smits provided that Currie Sowards Aguila Architects was the winning bidder for design contract for Station 24.

Commissioner Conklin made a motion **to approve the Currie Sowards Aguila Architects Agreement for Design Services**. Commissioner Mirabella seconded, and the Board unanimously passed the motion.

**8. LEGAL REPORT**

Congratulations to the Board and department on having a design contract in place. The work with Currie Sowards is not to exceed \$178K; unless three are changes that were not included in bid.

**9. FINANCE REPORT**

None

With issues regarding the station's speaker system, a question arose regarding whether Proteche's invoice could be located to determine if two speakers were contracted, as only one was received. Ms. Johnson advised that the entire invoice had not been paid.

**10. AMBULANCE CORPS REPORT**

**10a. *KLEMS March Statistics***

**10b. *KLEMS March 2024 Meeting Agenda/Minutes***

**10c. *KLEMS March 2024 Treasurer's Report***

Scott Robinson reports there are 13 ft employees; awaiting the possibility to make an offer to someone who recently tested. There were approximately 177 calls; may place a third rescue at Station 25; working on scheduling (2 paid paramedics and 1 volunteer as schedule permits). All supplies will be at Station 23.



---

**11. FIRE DEPARTMENT REPORT**

**11a. *KLTFD March Statistics***

**11b. *KLTFD Performance Report***

Generators for Station 25 should be shipping sometime this week. As soon as it is invoiced, we will provide to Jenn for processing. Will work with Wire Nuts on installation of the transfer switches.

Parts for the elevator should be received to complete service to get the elevator operable.

Issues with the ALS license has been addressed to provide include a date on the auto renewal with the medical director's contract; awaiting BOCC approval.

**12. COMMISSIONER ITEMS**

Feasibility study was posted on DemandStar. A committee to score the bids will need to be comprised of 2-3 member from Fire/Ambulance. Will work out selection and provide names to legal.

The Commissioners agreed on providing a plaque to Vicky Faye for her years of service with the District. Commissioner Conklin will obtain cost information for approval.

Sur Heim offered to volunteer time to scan records currently housed in the Chairman's office. Add to discussion item for next meeting.

**13. NEXT MEETING**

***May 6, 2024 District Meeting (if required)***

***May 6, 2024 Strategic Planning Workshop***

***May 20, 2024 District Meeting (if required)***

***May 20, 2024 Strategic Planning Workshop***

Commissioner Conklin made a ***motion to cancel*** the May 6, 2024 District Meeting and Strategic Planning Workshop, unless required. The next meeting will be May 20, 2024. Commissioner Conklin seconded, and the Board unanimously passed the motion.

**14. ADJOURN**

Commissioner Mirabella made a ***motion to adjourn*** the meeting at 6:47 PM. Commissioner Edge seconded, and the Board unanimously passed the motion.

**9a**



**KEY LARGO FIRE RESCUE AND EMS DISTRICT**  
**FISCAL YEAR 23-24**  
**JANUARY, FEBRUARY, MARCH 2024 & YTD ACTUALS VERSUS BUDGET**

	<b>Jan 24</b>	<b>Feb 24</b>	<b>Mar 24</b>	<b>Oct '23 - Mar 24</b>	<b>Budget</b>	<b>% of Budget</b>
<b>Revenue</b>						
311.000 · Ad Valorem Taxes	256,892.30	248,971.68	116,085.78	5,465,313.25	6,039,059.00	90.5%
361.100 · Interest	10,840.94	10,120.23	21,920.92	65,357.75	40,000.00	163.39%
<b>Total Revenue</b>	<b>267,733.24</b>	<b>259,091.91</b>	<b>138,006.70</b>	<b>5,530,671.00</b>	<b>6,079,059.00</b>	<b>90.98%</b>
<b>Expenditures</b>						
<b>1100 · District Board</b>						
511.110 · Board Member Stipends	1,750.00	1,750.00	1,750.00	10,500.00	21,000.00	50.0%
511.210 · FICA/Medicare	133.90	133.86	133.85	803.21	1,607.00	49.98%
511.240 · Workmens Compensation Insurance	0.00	0.00	0.00	760.00	1,000.00	76.0%
511.312 · Professional Services	0.00	0.00	0.00	0.00	7,200.00	0.0%
511.400 · Travel & Per Diem	0.00	0.00	0.00	0.00	4,000.00	0.0%
511.411 · Advertising	200.67	96.50	79.50	2,099.36	5,500.00	38.17%
<b>511.450 · Insurance &amp; Risk Management</b>						
450.01 · Bond	0.00	0.00	0.00	70.83	100.00	70.83%
450.02 · Portfolio Policy & Auto	0.00	0.00	0.00	1,783.37	2,133.00	83.61%
<b>Total 511.450 · Insurance &amp; Risk Management</b>	<b>0.00</b>	<b>0.00</b>	<b>0.00</b>	<b>1,854.20</b>	<b>2,233.00</b>	<b>83.04%</b>
511.470 · Printing & Binding	0.00	0.00	0.00	131.84	3,000.00	4.4%
<b>511.490 · General Departmental</b>						
490.01 · Tax Collector Fees	7,609.86	7,369.37	3,455.58	163,691.13	154,914.00	105.67%
490.02 · Property Appraiser Fees	0.00	0.00	0.00	47,513.74	68,579.00	69.28%
490.03 · Other	0.00	0.00	0.00	0.00	1,000.00	0.0%
<b>Total 511.490 · General Departmental</b>	<b>7,609.86</b>	<b>7,369.37</b>	<b>3,455.58</b>	<b>211,204.87</b>	<b>224,493.00</b>	<b>94.08%</b>
511.510 · Office Supplies	0.00	0.00	0.00	0.00	1,000.00	0.0%
511.540 · Dues, Subscriptions	0.00	0.00	0.00	4,532.00	6,000.00	75.53%
<b>513.320 · Accounting &amp; Financial Svcs</b>						
513.01 · District Audit	7,500.00	0.00	0.00	7,500.00	10,500.00	71.43%
513.02 · Financial and Accounting	2,576.94	2,597.22	2,290.58	13,474.16	60,000.00	22.46%
<b>Total 513.320 · Accounting &amp; Financial Svcs</b>	<b>10,076.94</b>	<b>2,597.22</b>	<b>2,290.58</b>	<b>20,974.16</b>	<b>70,500.00</b>	<b>29.75%</b>
514.310 · Legal Services (Prof Svcs)	25,278.00	2,150.00	2,250.00	36,128.00	85,000.00	42.5%
<b>Total 1100 · District Board</b>	<b>45,049.37</b>	<b>14,096.95</b>	<b>9,959.51</b>	<b>288,987.64</b>	<b>432,533.00</b>	<b>66.81%</b>
<b>1250 · Key Largo Volunteer Fire</b>						
522.120 · Regular Salaries & Wages						

**KEY LARGO FIRE RESCUE AND EMS DISTRICT**  
**FISCAL YEAR 23-24**  
**JANUARY, FEBRUARY, MARCH 2024 & YTD ACTUALS VERSUS BUDGET**

	<b>Jan 24</b>	<b>Feb 24</b>	<b>Mar 24</b>	<b>Oct '23 - Mar 24</b>	<b>Budget</b>	<b>% of Budget</b>
120.04 · Firefighters	128,107.57	108,367.87	164,720.31	763,709.16	1,421,082.00	53.74%
120.06 · Administrative Stipend	3,250.00	3,250.00	3,250.00	19,500.00	39,000.00	50.0%
<b>Total 522.120 · Regular Salaries &amp; Wages</b>	<b>131,357.57</b>	<b>111,617.87</b>	<b>167,970.31</b>	<b>783,209.16</b>	<b>1,460,082.00</b>	<b>53.64%</b>
<b>522.121 · Volunteer Pay</b>						
121.03 · Volunteer/Line Officer Reim.	4,423.38	5,073.70	4,290.70	25,388.38	82,000.00	30.96%
<b>Total 522.121 · Volunteer Pay</b>	<b>4,423.38</b>	<b>5,073.70</b>	<b>4,290.70</b>	<b>25,388.38</b>	<b>82,000.00</b>	<b>30.96%</b>
522.140 · Overtime Wages	19,491.19	10,803.87	26,074.95	95,090.88	200,000.00	47.55%
522.210 · FICA/Medicare	11,857.87	9,753.41	15,172.71	69,111.75	117,969.00	58.59%
522.220 · Retirement Benefits	3,848.97	7,513.61	7,927.93	33,957.07	70,000.00	48.51%
522.230 · Life & Health Insurance	25,756.66	11,465.01	0.00	77,897.63	194,328.00	40.09%
522.240 · Workers Compensation	0.00	-1,535.13	0.00	70,869.87	55,572.00	127.53%
522.250 · Unemployment Tax	0.00	0.00	0.00	0.00	2,835.00	0.0%
<b>522.312 · Professional Services</b>						
312.03 · Grant Writing Services	0.00	0.00	0.00	1,000.00	5,000.00	20.0%
312.04 · Annual Physicals	0.00	0.00	0.00	0.00	20,000.00	0.0%
312.05 · Background checks & Drug Testin	0.00	0.00	0.00	148.00	1,000.00	14.8%
<b>Total 522.312 · Professional Services</b>	<b>0.00</b>	<b>0.00</b>	<b>0.00</b>	<b>1,148.00</b>	<b>26,000.00</b>	<b>4.42%</b>
522.320 · Accounting & Financial Svcs	2,334.51	942.04	1,018.58	7,957.13	15,000.00	53.05%
522.400 · Travel & Per Diem	0.00	0.00	0.00	0.00	2,500.00	0.0%
522.410 · Phones - Station Phones, Cell	1,802.89	1,588.51	1,578.52	10,262.03	15,000.00	68.41%
522.411 · Advertising	0.00	0.00	0.00	0.00	520.00	0.0%
522.412 · Postage & Freight	13.07	0.00	47.66	95.20	520.00	18.31%
<b>522.430 · Utilities</b>						
430.01 · Electric	1,644.42	1,707.99	1,044.68	10,211.62	28,000.00	36.47%
430.02 · Water	1,444.65	402.13	1,043.40	5,513.72	9,000.00	61.26%
430.03 · Fire Hydrant Maintenance	0.00	0.00	0.00	14,000.00	16,700.00	83.83%
430.04 · Propane Gas	111.44	60.00	0.00	251.44	400.00	62.86%
430.07 · TV Service	434.86	448.20	448.20	2,660.84	5,500.00	48.38%
<b>Total 522.430 · Utilities</b>	<b>3,635.37</b>	<b>2,618.32</b>	<b>2,536.28</b>	<b>32,637.62</b>	<b>59,600.00</b>	<b>54.76%</b>
<b>522.440 · Rent &amp; Leases</b>						
440.01 · Copier/Scanner/Fax Lease	599.43	0.00	293.10	1,478.73	3,550.00	41.65%
440.02 · Oxygen Tank Rental	0.00	0.00	0.00	0.00	1,500.00	0.0%
440.03 · DEP Station 25 Lease Pymt	0.00	0.00	0.00	300.00	300.00	100.0%

**KEY LARGO FIRE RESCUE AND EMS DISTRICT**  
**FISCAL YEAR 23-24**  
**JANUARY, FEBRUARY, MARCH 2024 & YTD ACTUALS VERSUS BUDGET**

	<u>Jan 24</u>	<u>Feb 24</u>	<u>Mar 24</u>	<u>Oct '23 - Mar 24</u>	<u>Budget</u>	<u>% of Budget</u>
440.04 · Red Alert Incident Reporting	0.00	1,335.00	2,576.00	20,612.00	15,761.00	130.78%
440.05 · Fire Manager- Schedule & Time	0.00	0.00	1,440.05	4,182.05	2,600.00	160.85%
522.440 · Rent & Leases - Other	0.00	5,674.90	0.00	19,102.30		
<b>Total 522.440 · Rent &amp; Leases</b>	<b>599.43</b>	<b>7,009.90</b>	<b>4,309.15</b>	<b>45,675.08</b>	<b>23,711.00</b>	<b>192.63%</b>
<b>522.450 · Insurance &amp; Risk Management</b>						
450.03 · Package Policy	0.00	0.00	0.00	70,982.05	58,129.00	122.11%
450.04 · Accident & Sickness	0.00	0.00	3,040.00	6,080.00	5,926.00	102.6%
450.07 · Storage Tank Liability	0.00	0.00	0.00	1,810.26	1,723.00	105.06%
450.11 · Cancer Policy	0.00	0.00	0.00	2,145.00	2,090.00	102.63%
<b>Total 522.450 · Insurance &amp; Risk Management</b>	<b>0.00</b>	<b>0.00</b>	<b>3,040.00</b>	<b>81,017.31</b>	<b>67,868.00</b>	<b>119.38%</b>
<b>522.46 · Repair &amp; Maintenance</b>						
522.460 · Repair & Maint - Equipment	1,035.25	1,240.79	1,194.57	7,017.88	30,050.00	23.35%
522.461 · Repair & Maint - Buildings	13,592.92	3,236.22	1,575.19	25,292.04	82,705.00	30.58%
522.462 · Repair & Maint - Vehicles	308.04	710.86	0.00	12,922.70	60,000.00	21.54%
<b>Total 522.46 · Repair &amp; Maintenance</b>	<b>14,936.21</b>	<b>5,187.87</b>	<b>2,769.76</b>	<b>45,232.62</b>	<b>172,755.00</b>	<b>26.18%</b>
522.470 · Printing & Binding	0.00	0.00	0.00	0.00	104.00	0.0%
<b>522.490 · General Departmental</b>						
490.05 · Other	0.00	0.00	0.00	0.00	1,500.00	0.0%
490.06 · Computer/IT Services	510.00	510.00	510.00	3,230.00	7,500.00	43.07%
<b>Total 522.490 · General Departmental</b>	<b>510.00</b>	<b>510.00</b>	<b>510.00</b>	<b>3,230.00</b>	<b>9,000.00</b>	<b>35.89%</b>
<b>522.491 · Training</b>						
491.01 · Instructor Fees	0.00	0.00	2,597.12	8,426.28	28,720.00	29.34%
491.04 · Education, Student Text	0.00	0.00	0.00	1,165.10	1,000.00	116.51%
491.05 · KAPLAN online Education	0.00	0.00	0.00	4,635.00	3,000.00	154.5%
491.14 · Fire Prevention & Safety Projec	0.00	0.00	0.00	3,896.95	3,500.00	111.34%
491.15 · Out of Area Training	602.55	300.00	602.55	1,505.10	16,000.00	9.41%
<b>Total 522.491 · Training</b>	<b>602.55</b>	<b>300.00</b>	<b>3,199.67</b>	<b>19,628.43</b>	<b>52,220.00</b>	<b>37.59%</b>
522.510 · Office Supplies	553.82	503.98	839.69	1,914.68	3,000.00	63.82%
<b>522.520 · Operating Supplies</b>						
520.01 · Fire Ground Safety	0.00	0.00	0.00	690.00	1,000.00	69.0%
520.02 · Daily Operating/Maint Supplies	8,458.08	2,094.65	2,742.83	22,006.89	50,000.00	44.01%
520.03 · Medical Supplies & Equipment	4,013.04	1,499.11	2,008.26	12,328.76	8,000.00	154.11%
520.05 · Stat Cleaning/Hskping Supplies	852.35	45.10	945.64	2,600.28	5,000.00	52.01%

# KEY LARGO FIRE RESCUE AND EMS DISTRICT

## FISCAL YEAR 23-24

### JANUARY, FEBRUARY, MARCH 2024 & YTD ACTUALS VERSUS BUDGET

	<u>Jan 24</u>	<u>Feb 24</u>	<u>Mar 24</u>	<u>Oct '23 - Mar 24</u>	<u>Budget</u>	<u>% of Budget</u>
520.06 · Firefighting Gear	0.00	4,575.79	37,685.32	43,953.33	45,000.00	97.67%
520.07 · Clothing & Apparel	3,402.00	801.06	570.03	5,803.76	9,000.00	64.49%
520.08 · Firefighting Foam or Sup Agnt	0.00	0.00	0.00	0.00	8,000.00	0.0%
<b>Total 522.520 · Operating Supplies</b>	<b>16,725.47</b>	<b>9,015.71</b>	<b>43,952.08</b>	<b>87,383.02</b>	<b>126,000.00</b>	<b>69.35%</b>
522.521 · Fuel - Gasoline	0.00	0.00	0.00	0.00	100.00	0.0%
522.522 · Fuel - Diesel	-1,186.08	-623.16	10,445.15	8,800.37	20,000.00	44.0%
522.540 · Dues, Subscriptions	828.00	0.00	0.00	1,762.79	4,192.00	42.05%
<b>522.6 · Capital Expenditures</b>						
522.640 · Capital Outlay - Equipment	0.00	0.00	39,130.00	45,290.00	303,570.00	14.92%
522.642 · Capital - Small Tools & Equip	0.00	0.00	3,735.00	8,915.00	10,000.00	89.15%
<b>Total 522.6 · Capital Expenditures</b>	<b>0.00</b>	<b>0.00</b>	<b>42,865.00</b>	<b>54,205.00</b>	<b>313,570.00</b>	<b>17.29%</b>
<b>Total 1250 · Key Largo Volunteer Fire</b>	<b>238,090.88</b>	<b>181,745.51</b>	<b>338,548.14</b>	<b>1,556,474.02</b>	<b>3,094,446.00</b>	<b>50.3%</b>
<b>1300 · Key Largo EMS</b>						
<b>526.120 · Regular Salaries &amp; Wages</b>						
120.01 · Administrative Payroll	3,553.47	2,692.22	1,583.01	15,583.70	46,051.00	33.84%
120.02 · Paramedic Payroll	53,192.84	0.00	25,638.29	210,522.63	1,008,222.00	20.88%
<b>Total 526.120 · Regular Salaries &amp; Wages</b>	<b>56,746.31</b>	<b>2,692.22</b>	<b>27,221.30</b>	<b>226,106.33</b>	<b>1,054,273.00</b>	<b>21.45%</b>
526.121 · Volunteer Pay	0.00	6,531.03	0.00	21,859.33	96,000.00	22.77%
526.140 · Overtime Wages	33,426.24	0.00	0.00	114,114.64	252,996.00	45.11%
526.210 · FICA/Medicare	6,986.17	7,417.95	3,179.96	35,772.98	129,153.00	27.7%
526.220 · Retirement Contributions	1,810.01	1,608.04	1,329.19	8,342.33	30,000.00	27.81%
526.230 · Life & Health Insurance	5,433.47	5,946.97	5,743.95	30,598.77	162,000.00	18.89%
526.240 · Worker's Compensation	0.00	4,651.13	0.00	29,592.13	52,000.00	56.91%
526.250 · Unemployment Tax	321.05	165.28	3.62	779.83	900.00	86.65%
<b>526.312 · Professional Services</b>						
312.02 · Medical Director	1,500.00	1,500.00	1,500.00	9,000.00	18,543.00	48.54%
312.06 · Drug Testing & Background Check	225.00	0.00	0.00	225.00	2,500.00	9.0%
312.07 · Grant Writing Services	0.00	0.00	0.00	0.00	2,500.00	0.0%
<b>Total 526.312 · Professional Services</b>	<b>1,725.00</b>	<b>1,500.00</b>	<b>1,500.00</b>	<b>9,225.00</b>	<b>23,543.00</b>	<b>39.18%</b>
526.320 · Accounting & Financial Svcs	949.92	969.05	1,271.83	6,382.97	20,000.00	31.92%
526.400 · Travel & Per Diem	0.00	0.00	0.00	0.00	2,500.00	0.0%
526.410 · Phones, Station & Cell	683.21	736.93	683.23	4,174.68	20,500.00	20.36%
526.411 · Advertising	0.00	0.00	0.00	0.00	2,500.00	0.0%

**KEY LARGO FIRE RESCUE AND EMS DISTRICT**  
**FISCAL YEAR 23-24**  
**JANUARY, FEBRUARY, MARCH 2024 & YTD ACTUALS VERSUS BUDGET**

	<u>Jan 24</u>	<u>Feb 24</u>	<u>Mar 24</u>	<u>Oct '23 - Mar 24</u>	<u>Budget</u>	<u>% of Budget</u>
526.412 · Postage & Freight	0.00	0.00	0.00	0.00	400.00	0.0%
526.430 · Utilities						
430.05 · Electric & Propane	710.87	779.21	0.00	4,738.44	13,000.00	36.45%
430.06 · Water	190.73	223.66	179.90	1,170.13	1,750.00	66.87%
<b>Total 526.430 · Utilities</b>	<b>901.60</b>	<b>1,002.87</b>	<b>179.90</b>	<b>5,908.57</b>	<b>14,750.00</b>	<b>40.06%</b>
526.440 · Rental & Leases	496.13	496.13	0.00	3,224.64	8,000.00	40.31%
526.450 · Insurance & Risk Management						
450.08 · Package Policy	0.00	0.00	0.00	0.00	47,500.00	0.0%
450.09 · Auto	0.00	0.00	0.00	0.00	20,000.00	0.0%
450.10 · Disability Insurance	0.00	0.00	0.00	0.00	5,000.00	0.0%
<b>Total 526.450 · Insurance &amp; Risk Management</b>	<b>0.00</b>	<b>0.00</b>	<b>0.00</b>	<b>0.00</b>	<b>72,500.00</b>	<b>0.0%</b>
526.46 · Repair & Maintenance						
526.460 · Repair & Maint - Equipment	33.90	4,591.69	0.00	13,258.54	45,000.00	29.46%
526.461 · Repair & Maint - Buildings	2,214.23	403.45	670.00	6,830.71	29,000.00	23.55%
526.462 · Repair & Maint - Vehicles	35.86	343.86	3,507.10	30,118.65	40,000.00	75.3%
<b>Total 526.46 · Repair &amp; Maintenance</b>	<b>2,283.99</b>	<b>5,339.00</b>	<b>4,177.10</b>	<b>50,207.90</b>	<b>114,000.00</b>	<b>44.04%</b>
526.470 · Printing & Binding	0.00	0.00	0.00	0.00	2,000.00	0.0%
526.490 · General Dept. - Misc.						
490.08 · Computer/IT Services	85.07	0.00	1,350.00	3,080.83	20,000.00	15.4%
490.10 · Employee Assistance Program	90.00	90.00	90.00	360.00	2,000.00	18.0%
490.12 · Membership & Retention	0.00	0.00	0.00	0.00	4,000.00	0.0%
<b>Total 526.490 · General Dept. - Misc.</b>	<b>175.07</b>	<b>90.00</b>	<b>1,440.00</b>	<b>3,440.83</b>	<b>26,000.00</b>	<b>13.23%</b>
526.491 · Training - Instructor Fees, Edu						
491.07 · ACLS/PALS	0.00	1,750.00	0.00	1,750.00	2,000.00	87.5%
491.08 · ClinCon or EMS Expo	0.00	0.00	0.00	0.00	2,000.00	0.0%
491.10 · Misc. Training/Books	0.00	0.00	0.00	0.00	1,750.00	0.0%
491.11 · Advanced Airway Management	0.00	0.00	0.00	0.00	2,500.00	0.0%
491.12 · Handtevy PALS class	0.00	0.00	0.00	2,565.00	650.00	394.62%
491.22 · Fire EMS Academy	0.00	0.00	0.00	0.00	3,000.00	0.0%
<b>Total 526.491 · Training - Instructor Fees, Edu</b>	<b>0.00</b>	<b>1,750.00</b>	<b>0.00</b>	<b>4,315.00</b>	<b>11,900.00</b>	<b>36.26%</b>
526.510 · Office Supplies	104.88	69.88	115.83	612.63	6,750.00	9.08%
526.520 · Operating Supplies						
520.09 · Station Supplies	481.35	672.88	697.70	4,235.47	15,000.00	28.24%

**KEY LARGO FIRE RESCUE AND EMS DISTRICT**  
**FISCAL YEAR 23-24**  
**JANUARY, FEBRUARY, MARCH 2024 & YTD ACTUALS VERSUS BUDGET**

	<u>Jan 24</u>	<u>Feb 24</u>	<u>Mar 24</u>	<u>Oct '23 - Mar 24</u>	<u>Budget</u>	<u>% of Budget</u>
520.10 · Medical Supplies	3,148.02	10,629.67	2,173.04	25,985.05	80,000.00	32.48%
520.11 · Uniforms & Membership Supplies	0.00	2,200.00	5,025.40	6,165.40	10,000.00	61.65%
520.13 · Small Tools	0.00	0.00	0.00	0.00	14,000.00	0.0%
<b>Total 526.520 · Operating Supplies</b>	<b>3,629.37</b>	<b>13,502.55</b>	<b>7,896.14</b>	<b>36,385.92</b>	<b>119,000.00</b>	<b>30.58%</b>
526.522 · Fuel - Diesel	1,186.08	623.16	0.00	5,561.42	50,000.00	11.12%
526.524 · Medicine & Drugs	847.05	3,556.23	571.64	6,363.71	47,500.00	13.4%
526.540 · Dues, Subscriptions	0.00	708.00	0.00	12,407.26	12,500.00	99.26%
526.6 · Capital Expenditures						
526.640 · Capital Outlay - Equipment	0.00	0.00	24,848.72	24,848.72	27,500.00	90.36%
526.642 · Capital Outlay - Small Tools	0.00	0.00	2,430.00	5,860.85	6,500.00	90.17%
<b>Total 526.6 · Capital Expenditures</b>	<b>0.00</b>	<b>0.00</b>	<b>27,278.72</b>	<b>30,709.57</b>	<b>34,000.00</b>	<b>90.32%</b>
<b>Total 1300 · Key Largo EMS</b>	<b>117,705.55</b>	<b>59,356.42</b>	<b>82,592.41</b>	<b>646,086.44</b>	<b>2,365,665.00</b>	<b>27.31%</b>
<b>Total Expenditures</b>	<b>400,845.80</b>	<b>255,198.88</b>	<b>431,100.06</b>	<b>2,491,548.10</b>	<b>5,892,644.00</b>	<b>42.28%</b>
<b>Net Excess/(Deficiency) of Revenues Over/(Under) Expenditures</b>	<b>-133,112.56</b>	<b>3,893.03</b>	<b>-293,093.36</b>	<b>3,039,122.90</b>	<b>186,415.00</b>	
511.911 · Transfer to Vehicle Replacement Fund	22,916.67	22,916.67	22,916.67	137,500.00	275,000.00	
<b>Net Excess/(Deficiency) of Revenues Over/(Under) Expenditures after transfer to Reserves</b>	<b>-156,029.23</b>	<b>-19,023.64</b>	<b>-316,010.03</b>	<b>2,901,622.90</b>	<b>-88,585.00</b>	

**9b**

Regan ROTH Insurance

Coverage Part	Adjusted Expiring Premium	Renewal Quote Premium	Taxes/Surcharges (If Applicable)	Notes
Property	23,653	55,002	609.02	
Crime	101	101	1.01	
Portable Equipment	953	913	10.04	Added 1 ALS & Deleted 1 BLS
Auto	17,492	14,712	0	
General Liability	7,146	4,344	47.78	To Add LODAD the Add'l Premium would be \$132
Management Liability	3,978	3,743	41.17	Amended Employees
Excess	4,708	2,302	23.02	
Total	\$58,031	\$81,117	\$732.04	



**10a**

## KEY LARGO EMS MONTHLY CALL STATISTICS 2024

Total Year Up to Date	648
Total Year Up to Date >103MM	216
Total Transports >103MM	100

Last Updated: 05/06/24

TYPE OF CALLS	ALS	BLS	BACK-UP	PEDIATRIC	TRAUMA ALERTS	CARDIAC ARRESTS	MUTUAL AID	FIRES	PUBLIC ASSISTS	STAND-BY	CANCEL	REFUSALS	TRANSPORTS	TOTAL CALLS	TOTAL CALLS >103MM	TOTAL TRANSPORTS >103MM
JANUARY	57	19	23	4	1	1	0	1	16	4	14	29	87	151	53	26
FEBRUARY	77	26	35	8	4	2	3	1	24	9	15	29	103	181	66	28
MARCH	69	39	27	6	1	1	2	0	11	9	13	36	108	177	63	27
APRIL	61	35	12	1	1	0	0	0	14	2	5	22	96	139	34	19
MAY														0		
JUNE														0		
JULY														0		
AUGUST														0		
SEPTEMBER														0		
OCTOBER														0		
NOVEMBER														0		
DECEMBER														0		

**11a**

# Incident Run Log

## Key Largo Fire Department

Date Range: From 04/01/2024 to 04/30/2024

Company: All Companies

Sorted by: Not selected

Date	FDID	Incident#	Alarm	###	Address	Suite	Zip	Type	Lgth
04/28/2024	38032	2024-000401	23:52		1014 OVERSEAS HWY		33037	Brush or brush-and-grass mixture fire	0.6
04/27/2024	38032	2024-000399	20:00	12	SEXTON COVE RD / 106 MM G		33037	Grass fire	1.5
04/07/2024	38032	2024-000346	18:16		9941 OVERSEAS HIGHWAY		33037	Dumpster or other outside trash receptacle fire	0.5
04/21/2024	38032	2024-000386	22:36		1017 OVERSEAS HWY		33037	Dumpster or other outside trash receptacle fire	0.4
04/01/2024	38032	2024-000332	03:04		1016 OVERSEAS HWY		33037	Medical assist, assist EMS crew	0.0
04/01/2024	38032	2024-000333	03:22		1016 OVERSEAS HWY		3337 -	Medical assist, assist EMS crew	0.2
04/01/2024	38032	2024-000334	19:49	144	1 RD		33037	Medical assist, assist EMS crew	0.5
04/20/2024	38032	2024-000381	16:59		1079 OVERSEAS HWY		33037	Medical assist, assist EMS crew	0.0
04/27/2024	38032	2024-000397	09:33		1038 OVERSEAS HWY		33037	Medical assist, assist EMS crew	0.5
04/28/2024	38032	2024-000400	19:59		1016 OVERSEAS HWY		33037	Medical assist, assist EMS crew	0.3
04/01/2024	38032	2024-000331	00:11	20	BASS AVE		33037	EMS call, excluding vehicle accident with injury	0.3
04/02/2024	38032	2024-000335	05:36	14	SUSAN ST		33037	EMS call, excluding vehicle accident with injury	0.4
04/03/2024	38032	2024-000338	13:42	21	BLACKWATER LN NORTH		33037	EMS call, excluding vehicle accident with injury	0.4
04/04/2024	38032	2024-000340	15:50		9970 OVERSEAS HWY		33037	EMS call, excluding vehicle accident with injury	0.4
04/04/2024	38032	2024-000341	18:14		906 TROPICAL LN		33037	EMS call, excluding vehicle accident with injury	0.3
04/08/2024	38032	2024-000350	23:24		9901 OVERSEAS HWY		33037	EMS call, excluding vehicle accident with injury	0.3
04/10/2024	38032	2024-000353	18:33	2	SEAGATE BLVD			EMS call, excluding vehicle accident with injury	0.6
04/13/2024	38032	2024-000358	08:21	19	CORMORANT DR		33037	EMS call, excluding vehicle accident with injury	0.4
04/14/2024	38032	2024-000360	13:38	111	US1		33037	EMS call, excluding vehicle accident with injury	0.9
04/14/2024	38032	2024-000361	23:51		9700 OVERSEAS HIGHWAY	224	33037	EMS call, excluding vehicle accident with injury	0.3
04/15/2024	38032	2024-000363	09:45		1045 OVERSEAS HWY	C104	33037	EMS call, excluding vehicle accident with injury	0.7
04/15/2024	38032	2024-000365	11:28		9850 OVERSEAS HWY		33037-	EMS call, excluding vehicle accident with injury	0.9
04/16/2024	38032	2024-000368	09:23		9750 OVERSEAS HWY	602	33037	EMS call, excluding vehicle accident with injury	0.8
04/17/2024	38032	2024-000371	12:53		663 COLSON DR		33037	EMS call, excluding vehicle accident with injury	0.3
04/18/2024	38032	2024-000376	18:01	1	BOWEN DR	5	33037	EMS call, excluding vehicle accident with injury	0.4
04/20/2024	38032	2024-000382	17:50		1016 OVERSEAS HWY		33037	EMS call, excluding vehicle accident with injury	0.3
04/20/2024	38032	2024-000384	20:15	1	EAST DRIVE 99MM OC		33037	EMS call, excluding vehicle accident with injury	0.0
04/23/2024	38032	2024-000387	12:56		225 UPPER MATECUMBE RD		33037	EMS call, excluding vehicle accident with injury	0.4
04/29/2024	38032	2024-000402	21:44	34	PIGEON DR		33037	EMS call, excluding vehicle accident with injury	0.7
04/29/2024	38032	2024-000403	21:47		1078 OVERSEAS HWY	305	33037	EMS call, excluding vehicle accident with injury	0.6
04/05/2024	38032	2024-000344	08:23		US1	SB	33037	Motor vehicle accident with injuries	0.5
04/15/2024	38032	2024-000362	07:01	113	US1		33037	Motor vehicle accident with injuries	0.7
04/18/2024	38032	2024-000375	16:51	111.	US1		33037	Motor vehicle accident with injuries	0.8
04/20/2024	38032	2024-000383	18:24		9970 OVERSEAS HWY	NB	33037	Motor vehicle accident with injuries	0.2
04/24/2024	38032	2024-000390	14:05	2	PIGEON DR		33037	Motor vehicle accident with injuries	0.4
04/15/2024	38032	2024-000364	11:28		1014 OVERSEAS HWY		33037	Motor vehicle/pedestrian accident (MV Ped)	1.3
04/08/2024	38032	2024-000349	10:35	99.4	OVERSEAS HWY		33037-	Motor vehicle accident with no injuries.	0.1
04/18/2024	38032	2024-000373	01:26		1038 OVERSEAS HWY		33037	Removal of victim(s) from stalled elevator	0.5
04/24/2024	38032	2024-000391	15:54		9960 OVERSEAS HWY		33037	Carbon monoxide incident	0.5
04/26/2024	38032	2024-000396	17:01	106	US1		33037	Service Call, other	0.8
04/30/2024	38032	2024-000404	13:47	1	THURMOND ST		33037	Person in distress, other	0.2
04/20/2024	38032	2024-000380	11:53	118	US1	NB	33037	Assist police or other governmental agency	1.0
04/21/2024	38032	2024-000385	10:57		1053 OVERSEAS HWY		33037	Public service	0.2
04/06/2024	38032	2024-000345	23:27	9	DRURY DR		33037	Unauthorized burning	0.1
04/03/2024	38032	2024-000339	23:16	220	REEF DR		33037	Cover assignment, standby, moveup	1.0
04/04/2024	38032	2024-000342	20:18	370	SOUND DR		33037	Dispatched & canceled en route	0.0
04/15/2024	38032	2024-000367	20:48		9955 OVERSEAS HWY		33037-	Dispatched & canceled en route	0.0
04/17/2024	38032	2024-000370	09:11	4	OAKWOOD AVE		33037	Dispatched & canceled en route	0.0
04/12/2024	38032	2024-000355	13:11		SANCTUARY DR / 100 MM GU		33037	Wrong location	0.2
04/02/2024	38032	2024-000336	22:36	24	SNAPPER AVE		33037	No incident found on arrival at dispatch address	0.7
04/12/2024	38032	2024-000356	18:30		ALHAMBRA LN / 102 MM OC		33037	No incident found on arrival at dispatch address	0.3
04/12/2024	38032	2024-000357	18:48		1009 OVERSEAS HWY		33037	No incident found on arrival at dispatch address	0.3
04/23/2024	38032	2024-000388	21:17		1060 OVERSEAS HWY		33037	No incident found on arrival at dispatch address	0.2
04/30/2024	38032	2024-000405	20:02	915	RED BIRD RD		33037	No incident found on arrival at dispatch address	0.6

Date	FDID	Incident#	Alarm	###	Address	Suite	Zip	Type	Lgth
04/25/2024	38032	2024-000394	15:42		CORRINE PL / 99.5 MM OC		33037	Smoke scare, odor of smoke	0.4
04/18/2024	38032	2024-000372	00:30	9765	OVERSEAS HWY		33037	False alarm or false call, other	1.2
04/18/2024	38032	2024-000374	09:24	9765	OVERSEAS HWY		33037	Alarm system sounded due to malfunction	0.0
04/19/2024	38032	2024-000378	12:33	1010	OVERSEAS HWY		33037	Alarm system sounded due to malfunction	0.7
04/05/2024	38032	2024-000343	02:43	9745	OVERSEAS HWY		33037	Smoke detector activation, no fire - unintentional	0.5
04/16/2024	38032	2024-000369	22:41	9767	OVERSEAS HWY		33037	Smoke detector activation, no fire - unintentional	0.2
04/03/2024	38032	2024-000337	13:35	9600	OVERSEAS HWY		33037	Alarm system activation, no fire - unintentional	0.3
04/09/2024	38032	2024-000351	14:36	527	CARIBBEAN DR		33037	Alarm system activation, no fire - unintentional	0.2
04/24/2024	38032	2024-000392	21:39	9941	OVERSEAS HIGHWAY		33037	Alarm system activation, no fire - unintentional	0.0
04/25/2024	38032	2024-000393	12:16	1025	OVERSEAS HWY		33037	Alarm system activation, no fire - unintentional	0.3
04/27/2024	38032	2024-000398	16:46	1015	OVERSEAS HWY	131	33037	Carbon monoxide detector activation, no CO	0.4
04/08/2024	38032	2024-000347	04:14	9871	OVERSEAS HWY		33037-	Special type of incident, other	0.9
04/08/2024	38032	2024-000348	04:02	9255	OVERSEAS HWY	311	33070		0.0
04/09/2024	38032	2024-000352	20:32	941	TOPAZ AVE		33037		0.0
04/10/2024	38032	2024-000354	18:33	2	SEAGATE BLVD		33037		0.0
04/13/2024	38032	2024-000359	22:19	172	VALOIS BLVD		33037		0.0
04/15/2024	38032	2024-000366	20:39	9955	OVERSEAS HWY		33037		0.0
04/19/2024	38032	2024-000377	09:52	1	EAST DRIVE 99MM OC		33037		0.0
04/24/2024	38032	2024-000389	01:26	9763	OVERSEAS HWY		33037		0.0
04/26/2024	38032	2024-000395	08:06	5660	OVERSEAS HWY		33050		0.0

Total Number of Incidents: 74

Total Length of Incidents: 29.4 Hours

# Incident Type Report (Summary)

## Key Largo Fire Department

Date Range: From 04/01/2024 to 04/30/2024  
 Company: All Companies

Incident Type	Count	Pct of Incidents	Total Est Loss	Total Est Loss
<b>1 Fire</b>				
142 Brush or brush-and-grass mixture fire	1	1.52%	\$0	0.00%
143 Grass fire	1	1.52%	\$0	0.00%
154 Dumpster or other outside trash receptacle fire	2	3.03%	\$0	0.00%
<b>Totals</b>	<b>4</b>	<b>6.06%</b>	<b>\$0</b>	<b>0.00%</b>
<b>2 Overpressure Rupture, Explosion, Overheat(no fire)</b>				
<b>Totals</b>	<b>0</b>	<b>0.00%</b>	<b>\$0</b>	<b>0.00%</b>
<b>3 Rescue &amp; Emergency Medical Service Incident</b>				
311 Medical assist, assist EMS crew	6	9.09%	\$0	0.00%
321 EMS call, excluding vehicle accident with injury	20	30.30%	\$0	0.00%
322 Motor vehicle accident with injuries	5	7.58%	\$0	0.00%
323 Motor vehicle/pedestrian accident (MV Ped)	1	1.52%	\$0	0.00%
324 Motor vehicle accident with no injuries.	1	1.52%	\$0	0.00%
353 Removal of victim(s) from stalled elevator	1	1.52%	\$0	0.00%
<b>Totals</b>	<b>34</b>	<b>51.52%</b>	<b>\$0</b>	<b>0.00%</b>
<b>4 Hazardous Condition (No Fire)</b>				
424 Carbon monoxide incident	1	1.52%	\$0	0.00%
<b>Totals</b>	<b>1</b>	<b>1.52%</b>	<b>\$0</b>	<b>0.00%</b>
<b>5 Service Call</b>				
500 Service Call, other	1	1.52%	\$0	0.00%
510 Person in distress, other	1	1.52%	\$0	0.00%
551 Assist police or other governmental agency	1	1.52%	\$0	0.00%
553 Public service	1	1.52%	\$0	0.00%
561 Unauthorized burning	1	1.52%	\$0	0.00%
571 Cover assignment, standby, moveup	1	1.52%	\$0	0.00%
<b>Totals</b>	<b>6</b>	<b>9.09%</b>	<b>\$0</b>	<b>0.00%</b>
<b>6 Good Intent Call</b>				
611 Dispatched & canceled en route	3	4.55%	\$0	0.00%
621 Wrong location	1	1.52%	\$0	0.00%
622 No incident found on arrival at dispatch address	5	7.58%	\$0	0.00%
651 Smoke scare, odor of smoke	1	1.52%	\$0	0.00%
<b>Totals</b>	<b>10</b>	<b>15.15%</b>	<b>\$0</b>	<b>0.00%</b>
<b>7 False Alarm &amp; False Call</b>				
700 False alarm or false call, other	1	1.52%	\$0	0.00%
735 Alarm system sounded due to malfunction	2	3.03%	\$0	0.00%
743 Smoke detector activation, no fire - unintentional	2	3.03%	\$0	0.00%
745 Alarm system activation, no fire - unintentional	4	6.06%	\$0	0.00%
746 Carbon monoxide detector activation, no CO	1	1.52%	\$0	0.00%
<b>Totals</b>	<b>10</b>	<b>15.15%</b>	<b>\$0</b>	<b>0.00%</b>
<b>8 Severe Weather &amp; Natural Disaster</b>				
<b>Totals</b>	<b>0</b>	<b>0.00%</b>	<b>\$0</b>	<b>0.00%</b>
<b>9 Special Incident Type</b>				
900 Special type of incident, other	1	1.52%	\$0	0.00%
<b>Totals</b>	<b>1</b>	<b>1.52%</b>	<b>\$0</b>	<b>0.00%</b>

# Incident Type Report (Summary)

Key Largo Fire Department

Date Range: From 04/01/2024 to 04/30/2024








Company: All Companies

Incident Type	Count	Pct of Incidents	Total Est Loss	Total Est Loss
<b>Totals</b>	<b>66</b>		<b>\$0</b>	

# Alarms by Day of Week

Date Range: From 04/01/2024 to 04/30/2024

Key Largo Fire Department

Day of Week		Totals
Sunday		7
Monday		16
Tuesday		10
Wednesday		11
Thursday		10
Friday		9
Saturday		11

No Date 0  
Total Alarms 74



**11b**

# Manpower Analysis by Incident

## Key Largo Fire Department

Date Range: From 04/01/2024 to 04/30/2024

Company: All Companies

Incident Type	Incident Count	Number Attended	Average Attended	Total Length (hrs)	Average Length (hrs)	Average Man Hours	Total Man Hours
142-Brush or brush-and-grass mixture fire	1	3	3.00	0.57	0.57	1.71	1.71
143-Grass fire	1	8	8.00	1.50	1.50	12.00	12.00
154-Dumpster or other outside trash receptacle fire	2	11	5.50	0.40	0.20	1.60	3.20
311-Medical assist, assist EMS crew	6	18	3.00	1.02	0.17	0.51	3.06
321-EMS call, excluding vehicle accident with injury	20	67	3.35	9.02	0.45	1.56	31.22
322-Motor vehicle accident with injuries	5	20	4.00	1.79	0.36	1.45	7.27
323-Motor vehicle/pedestrian accident (MV Ped)	1	4	4.00	1.28	1.28	5.12	5.12
324-Motor vehicle accident with no injuries.	1	3	3.00	0.15	0.15	0.45	0.45
353-Removal of victim(s) from stalled elevator	1	3	3.00	0.50	0.50	1.50	1.50
424-Carbon monoxide incident	1	7	7.00	0.00	0.00	0.00	0.00
500-Service Call, other	1	3	3.00	0.82	0.82	2.46	2.46
510-Person in distress, other	1	7	7.00	0.22	0.22	1.54	1.54
551-Assist police or other governmental agency	1	4	4.00	1.00	1.00	4.00	4.00
553-Public service	1	3	3.00	0.22	0.22	0.66	0.66
561-Unauthorized burning	1	3	3.00	0.00	0.00	0.00	0.00
571-Cover assignment, standby, moveup	1	3	3.00	1.03	1.03	3.09	3.09
611-Dispatched & canceled en route	3	7	2.33	-0.01	0.00	-0.01	-0.04
621-Wrong location	1	3	3.00	0.00	0.00	0.00	0.00
622-No incident found on arrival at dispatch address	5	23	4.60	0.83	0.17	0.50	2.49
651-Smoke scare, odor of smoke	1	4	4.00	0.00	0.00	0.00	0.00
700-False alarm or false call, other	1	3	3.00	0.00	0.00	0.00	0.00
735-Alarm system sounded due to malfunction	2	11	5.50	0.77	0.39	2.62	5.24
743-Smoke detector activation, no fire - unintentional	2	10	5.00	0.48	0.24	0.96	1.92
745-Alarm system activation, no fire - unintentional	4	21	5.25	0.50	0.13	0.69	2.75
746-Carbon monoxide detector activation, no CO	1	4	4.00	0.40	0.40	1.60	1.60
900-Special type of incident, other	1	3	3.00	0.93	0.93	2.79	2.79
Blank. Incident Type not Entered	8	0	0.00	0.00	0.00	0.00	0.00
Total and Averages for all Incident Types	74	256	3.46	23.42	0.32		94.03



# NFPA Analysis Report

## Key Largo Fire Department

Date Range: From 04/01/2024 to 04/30/2024



FIRE IN STRUCTURES BY FIXED PROPERTY USE (OCCUPANCY)  (All in Section A Incident Type 110-129)	Number of	Number of Civilian Fire Casualties. If none, write 0.		Estimated Property Damage from Fire. If no loss, write 0.
		Deaths	Injuries	
1. Private Dwellings (1 or 2 family), Including mobile homes (FPU 400-419)	0	0	0	\$0
2. Apartments (3 or more families) FPU 429 or FPU 439	0	0	0	\$0
3. Hotels and Motels (FPU 449)	0	0	0	\$0
4. All other residential (dormitories, boarding houses, tents, etc.) (FPU 459-499)	0	0	0	\$0
5. TOTAL OTHER RESIDENTIAL FIRES (SHOULD BE SUM OF LINES 1 THROUGH 4)	0	0	0	\$0
6. Public Assembly (church, restaurant, clubs, etc.) (FPU 100-199)	0	0	0	\$0
7. Schools and Colleges (FPU 200-299)	0	0	0	\$0
8. Health Care and Penal Institutions (hospitals, nursing homes, prisons, etc.) (FPU 300-399)	0	0	0	\$0
9. Stores and Offices (FPU 500-599)	0	0	0	\$0
10. Industry, Utility, Defense, Laboratories, Manufacturing (FPU 600-799)	0	0	0	\$0
11. Storage in Structures (barns, vehicle storage garages, general storage, etc.) (FPU 800-899)	0	0	0	\$0
12. Other Structures** (outbuildings, bridges, etc.) (FPU 900-999)	0	0	0	\$0
13. TOTALS FOR STRUCTURE FIRES (SHOULD BE SUM OF LINES 5 THROUGH 12)	0	0	0	\$0
<b>B. OTHER FIRE AND INCIDENTS</b>				
14a. Fires in Highway Vehicles (autos, trucks, buses, etc.) (IT 131-132, 136-137)	0	0	0	\$0
14b. Fires in Other Vehicles (planes, trains, ships, construction or farm vehicles, etc.) (IT 130, 133-135, 138)	0	0	0	\$0
15. Fires outside of Structures with Value Involved, but Not Vehicles (outside storage, crops, timber, etc. (IT 140, 141, 161, 162, 164, 170-173)	0	0	0	\$0
16. Fires in Brush, Grass, Wildland (excluding crops and timber) with no value involved. (IT 142-143)	2	0	0	
17. Fires in Rubbish, Including Dumpsters (outside of structures), with no value involved. (IT 150-155)	2	0	0	
18. All Other Fires. (IT 100, 160, 163)	0	0	0	\$0
19. TOTAL FOR FIRES (SHOULD BE SUM OF LINES 13 THROUGH 18)	4	0	0	\$0
20. Rescue, Emergency Medical Responses (ambulance, EMS, rescue) (IT 300-381)	34			
21. False Alarm Responses (malicious or unintentional false calls, system malfunctions, bomb scares) (IT 700-746)	10			
22. Mutual Aid or Assistance Responses Given	1			
23. Hazardous Materials Responses (spills, leaks, etc.) (IT 410-431)	1			
23. Other Hazardous Conditions (arcing wires, bomb removal, power line down, etc.) (IT 440-482, 400)	0			
24. All Other Responses (smoke scares, lock-outs, animal rescues, etc.) (IT 200-251, 500-699, 800-911)	24			
25. TOTAL FOR ALL INCIDENTS (SHOULD BE SUM OF LINES 19 THROUGH 24)	74			

Based on what is reported in lines 5 and 13 for number of fire above, please report separately:

*Confined fires (e.g., cooking fires confined to cooking vessel, or chimney fire that did not spread beyond chimney, or confined trash fires) IIT 113 - 118), and Nonconfined fires (IT 110 - 112, 120 - 123).*

	Number of Confined Fires	Number of Nonconfined Fires
5. Residential Fires (line 5 above)	0	0
13. Structure Fires (line 13 above)	0	0

### BREAKDOWN OF FALSE ALARM RESPONSES

1. Malicious, Mischievous False Call (IT 710-715)	0
2. System Malfunction (IT 700-739)	2
3. Unintentional (tripping on Interior device accidentally etc.) (IT 740-749)	7
4. Other False Alarms (bomb scares, etc.) (IT 721, 700)	1

<b>INTENTIONALLY SET FIRES IN STRUCTURES AND VEHICLES</b>		Numbers of Fires	Number of Civilian Fire		Estimated Property Damage and Contents from Fire	
			Deaths	Injuries		
1.	Structure Fires Intentionally set	0	0	0	0	
2.	Vehicle Fires Intentionally set	0	0	0	0	
<b>FIRE SERVICE EXPOSURES AND INJURIES</b>						
1.	Total number of firefighters that were exposed to infectious diseases	0				
2.	Total Number of firefighters that were exposed to hazardous	0				
3.	Total number of nonfatal firefighter injuries during all types of duty	0				
	Nature of Most Serious Injury	Responding to or Returning from Incidents	At the Fire Ground	At Non-Fire Emergencies	Training	Other On-Duty
1.	Burns (PAS 12,13,14,15)	0	0	0	0	0
2a.	Smoke or Gas Inhalation(PAS 01,02)	0	0	0	0	0
2b.	Other Respiratory Distress (PAS 03,44,64,65)	0	0	0	0	0
3.	Burn and Smoke Inhalation PAS(11)	0	0	0	0	0
4.	Wound, Cut, Bleeding, Bruise (PAS 21-25,35,36,72,73)	0	0	0	0	0
5.	Dislocation, Fracture (PAS 31, 32, 63)	0	0	0	0	0
6.	Heart Attack or Stroke (PAS 41, 42, 43)	0	0	0	0	0
7.	Strain, Sprain, Muscular Pain (PAS 33, 34, and 98)	0	0	0	0	0
8.	Thermal Stress (frostbite, heat, exhaustion) (PAS 57, 83-85)	0	0	0	0	0
9.	Other (PAS All other codes)	0	0	0	0	0
10.	Total	0	0	0	0	0
<b>FIREGROUND INJURIES BY CAUSE</b>						
1.	Exposure to Fire Products (Cause 4, object 47-49, 53, 64):	0				
2.	Exposure to Chemicals or Radiation(Cause 4, object 52,56):	0				
3.	Fall, jump, slip, trip (cause 1 to 3):	0				
4.	Overexertion, strain (cause 7):	0				
5.	Contact with object (cause 6):	0				
6.	Struck by (cause 5):	0				
7.	Exteme weather (cause 4, object 62):	0				
8.	Other:	0				
<b>THREE HIGHEST LOSS OF LIFE FIRES</b>			<b>THREE HIGHEST PROPERTY DAMAGE FIRES</b>			
<b>NO LOSS OF LIFE EVENTS</b>			<b>NO PROPERTY DAMAGE EVENTS</b>			